

DEPARTMENT OF AGRARIAN REFORM
STATEMENT OF APPROPRIATIONS, ALLOTMENTS, OBLIGATIONS, DISBURSEMENTS AND BALANCES
As at the Quarter Ending September 30, 2024

Department : **DEPARTMENT OF AGRARIAN REFORM**
 Agency/Entity : **OFFICE OF THE SECRETARY**
 Operating Unit : **CONSOLIDATED**
 Organization Code (UAC) : **040010000000**
 Funding Cluster : **01 - Regular Agency Fund**

FAR No. 1

	Current Year Appropriations
	Supplemental Appropriations
X X X X X	Continuing Appropriations

FINAL

C O N S O L I D A T I O N																							
Particulars		Appropriations			Allotments					Obligations				Disbursements				Balances					
		Authorized Appropriations	Adjustments (Transfer To)/From, Modifications/Augmentations	Adjusted Appropriations	Allotments Received	Adjustments (Reductions, Modifications/Augmentations)	Transfer To	Transfer From	Adjusted Allotments	1st Quarter	2nd Quarter	3rd Quarter	TOTAL	1st Quarter	2nd Quarter	3rd Quarter	TOTAL	Unreleased Appropriations	Unobligated Allotments	Unpaid Obligations (15-20) = (23+24)			
										March 31	June 30	Sept. 30		March 31	June 30	Sept. 30				March 31	June 30	Sept. 30	Due and Demandable
1	2	3	4	5=(3+4)	6	7	8	9	10=[(6+(-)7)-8+9]	11	12	13	14=(11+12+13+14)	15	16	17	18	19=(16+17+18+19)	20=(15-10)	21=(10-15)	22	23	24
I. AGENCY SPECIFIC BUDGET	01101101	254,093,485.20	-	254,093,485.20	234,093,485.20	0.00	(74,618,044.95)	74,618,044.95	234,093,485.20	17,430,589.75	46,697,231.12	48,412,512.61	112,540,333.48	7,885,703.57	27,178,861.60	41,506,881.49	76,571,446.66	20,000,000.00	121,553,151.72	26,690,536.11	9,278,350.71		
GENERAL ADMINISTRATIVE AND SUPPORT	1000000000000000	18,075,682.98	-	18,075,682.98	18,075,682.98	-	(1,419,024.73)	1,419,024.73	18,075,682.98	3,294,154.51	9,543,880.58	2,340,977.09	15,179,012.18	2,060,484.75	6,554,393.01	4,619,366.10	13,234,243.86	-	2,896,670.80	1,890,148.58	54,619.74		
General Management and Supervision	100000100001000	18,075,682.98	-	18,075,682.98	18,075,682.98	-	(1,419,024.73)	1,419,024.73	18,075,682.98	3,294,154.51	9,543,880.58	2,340,977.09	15,179,012.18	2,060,484.75	6,554,393.01	4,619,366.10	13,234,243.86	-	2,896,670.80	1,890,148.58	54,619.74		
PS	5010000000	-	-	-	-	-	-	-	-	-	-	-	-	-	-	-	-	-	-	-	-	-	
MOOE	5020000000	18,075,682.98	-	18,075,682.98	18,075,682.98	-	(1,419,024.73)	1,419,024.73	18,075,682.98	3,294,154.51	9,543,880.58	2,340,977.09	15,179,012.18	2,060,484.75	6,554,393.01	4,619,366.10	13,234,243.86	-	2,896,670.80	1,890,148.58	54,619.74		
CO	5060000000	-	-	-	-	-	-	-	-	-	-	-	-	-	-	-	-	-	-	-	-	-	
Administration of Personnel Benefits	100000100002000	-	-	-	-	-	-	-	-	-	-	-	-	-	-	-	-	-	-	-	-	-	
PS	5010000000	-	-	-	-	-	-	-	-	-	-	-	-	-	-	-	-	-	-	-	-	-	
MOOE	5020000000	-	-	-	-	-	-	-	-	-	-	-	-	-	-	-	-	-	-	-	-	-	
CO	5060000000	-	-	-	-	-	-	-	-	-	-	-	-	-	-	-	-	-	-	-	-	-	
Sub-total General Administration and Support	1000000000000000	18,075,682.98	-	18,075,682.98	18,075,682.98	-	(1,419,024.73)	1,419,024.73	18,075,682.98	3,294,154.51	9,543,880.58	2,340,977.09	15,179,012.18	2,060,484.75	6,554,393.01	4,619,366.10	13,234,243.86	-	2,896,670.80	1,890,148.58	54,619.74		
PS	5010000000	-	-	-	-	-	-	-	-	-	-	-	-	-	-	-	-	-	-	-	-	-	
MOOE	5020000000	18,075,682.98	-	18,075,682.98	18,075,682.98	-	(1,419,024.73)	1,419,024.73	18,075,682.98	3,294,154.51	9,543,880.58	2,340,977.09	15,179,012.18	2,060,484.75	6,554,393.01	4,619,366.10	13,234,243.86	-	2,896,670.80	1,890,148.58	54,619.74		
CO	5060000000	-	-	-	-	-	-	-	-	-	-	-	-	-	-	-	-	-	-	-	-	-	
SUPPORT TO OPERATIONS	2000000000000000	7,510,175.45	-	7,510,175.45	7,510,175.45	-	(60,000.00)	60,000.00	7,510,175.45	618,895.03	1,855,885.90	1,831,653.32	4,306,434.25	461,166.54	1,527,805.16	1,008,753.50	2,997,725.20	-	3,203,741.20	1,273,655.53	35,053.52		
Policy Formulation, Planning, Monitoring and Evaluation, Information Management and Systems Development	200000100001000	4,784,455.69	-	4,784,455.69	4,784,455.69	-	(60,000.00)	60,000.00	4,784,455.69	618,895.03	1,658,160.04	434,975.12	2,712,030.19	461,166.54	1,451,279.30	411,035.30	2,323,481.14	-	2,072,425.50	353,495.53	35,053.52		
PS	5010000000	-	-	-	-	-	-	-	-	-	-	-	-	-	-	-	-	-	-	-	-	-	
MOOE	5020000000	4,784,455.69	-	4,784,455.69	4,784,455.69	-	(60,000.00)	60,000.00	4,784,455.69	618,895.03	1,658,160.04	434,975.12	2,712,030.19	461,166.54	1,451,279.30	411,035.30	2,323,481.14	-	2,072,425.50	353,495.53	35,053.52		
CO	5060000000	-	-	-	-	-	-	-	-	-	-	-	-	-	-	-	-	-	-	-	-	-	
Agrarian Reform Information and Education	200000100002000	2,725,719.76	-	2,725,719.76	2,725,719.76	-	-	-	2,725,719.76	-	197,725.86	1,396,678.20	1,594,404.06	-	76,525.86	597,718.20	674,244.06	-	1,131,315.70	920,160.00	-		
PS	5010000000	-	-	-	-	-	-	-	-	-	-	-	-	-	-	-	-	-	-	-	-	-	
MOOE	5020000000	2,725,719.76	-	2,725,719.76	2,725,719.76	-	-	-	2,725,719.76	-	197,725.86	1,396,678.20	1,594,404.06	-	76,525.86	597,718.20	674,244.06	-	1,131,315.70	920,160.00	-		
CO	5060000000	-	-	-	-	-	-	-	-	-	-	-	-	-	-	-	-	-	-	-	-	-	
Sub-total Support to Operations	1000000000000000	7,510,175.45	-	7,510,175.45	7,510,175.45	-	(60,000.00)	60,000.00	7,510,175.45	618,895.03	1,855,885.90	1,831,653.32	4,306,434.25	461,166.54	1,527,805.16	1,008,753.50	2,997,725.20	-	3,203,741.20	1,273,655.53	35,053.52		
PS	5010000000	-	-	-	-	-	-	-	-	-	-	-	-	-	-	-	-	-	-	-	-	-	
MOOE	5020000000	7,510,175.45	-	7,510,175.45	7,510,175.45	-	(60,000.00)	60,000.00	7,510,175.45	618,895.03	1,855,885.90	1,831,653.32	4,306,434.25	461,166.54	1,527,805.16	1,008,753.50	2,997,725.20	-	3,203,741.20	1,273,655.53	35,053.52		
CO	5060000000	-	-	-	-	-	-	-	-	-	-	-	-	-	-	-	-	-	-	-	-	-	
OPERATIONS	3000000000000000	208,357,470.49	-	208,357,470.49	208,357,470.49	0.00	(73,139,020.22)	73,139,020.22	208,357,470.49	13,517,540.21	35,147,464.64	44,239,882.20	92,904,887.05	5,364,052.28	18,946,663.43	35,878,761.89	60,189,477.60	-	115,452,583.44	23,526,732.00	9,188,677.45		
OO : Tillers' Security of Tenure Ensured	3100000000000000	89,983,233.40	-	89,983,233.40	89,983,233.40	0.00	(26,988,211.70)	26,988,211.70	89,983,233.40	3,293,652.16	17,580,978.76	17,901,613.45	38,776,244.37	1,660,165.73	9,134,938.45	15,049,223.40	25,844,327.58	-	51,206,989.03	4,979,961.05	7,951,955.74		
LAND TENURE SECURITY PROGRAM	3101000000000000	89,983,233.40	-	89,983,233.40	89,983,233.40	0.00	(26,988,211.70)	26,988,211.70	89,983,233.40	3,293,652.16	17,580,978.76	17,901,613.45	38,776,244.37	1,660,165.73	9,134,938.45	15,049,223.40	25,844,327.58	-	51,206,989.03	4,979,961.05	7,951,955.74		
Land Acquisition and Distribution (LAD)	310100100001000	59,216,789.05	-	59,216,789.05	59,216,789.05	0.00	(18,793,640.70)	18,793,640.70	59,216,789.05	1,529,163.98	9,258,816.92	12,770,105.21	23,558,086.11	837,509.30	4,293,229.60	7,079,768.99	12,210,507.89	-	35,658,702.94	3,493,433.40	7,854,144.82		
PS	5010000000	-	-	-	-	-	-	-	-	-	-	-	-	-	-	-	-	-	-	-	-	-	
MOOE	5020000000	59,216,789.05	-	59,216,789.05	59,216,789.05	0.00	(18,793,640.70)	18,793,640.70	59,216,789.05	1,529,163.98	9,258,816.92	12,770,105.21	23,558,086.11	837,509.30	4,293,229.60	7,079,768.99	12,210,507.89	-	35,658,702.94	3,493,433.40	7,854,144.82		
CO	5060000000	-	-	-	-	-	-	-	-	-	-	-	-	-	-	-	-	-	-	-	-	-	
Non - Land Transfer Activities	310100100002000	559,193.34	-	559,193.34	559,193.34	-	-	-	559,193.34	18,715.72	137,306.42	11,193.46	167,215.60	16,683.72	65,758.19	50,747.71	133,189.62	-	391,977.74	32,908.98	1,117.00		
PS	5010000000	-	-	-	-	-	-	-	-	-	-	-	-	-	-	-	-	-	-	-	-	-	
MOOE	5020000000	559,193.34	-	559,193.34	559,193.34	-	-	-	559,193.34	18,715.72	137,306.42	11,193.46	167,215.60	16,683.72	65,758.19	50,747.71	133,189.62	-	391,977.74	32,908.98	1,117.00		
CO	5060000000	-	-	-	-	-	-	-	-	-	-	-	-	-	-	-	-	-	-	-	-	-	
Landowner's Compensation by LBP	310100100003000	-	-	-	-	-	-	-	-	-	-	-	-	-	-	-	-	-	-	-	-	-	
PS	5010000000	-	-	-	-	-	-	-	-	-	-	-	-	-	-	-	-	-	-	-	-	-	
MOOE	5020000000	-	-	-	-	-	-	-	-	-	-	-	-	-	-	-	-	-	-	-	-	-	
CO	5060000000	-	-	-	-	-	-	-	-	-	-	-	-	-	-	-	-	-	-	-	-	-	
Post - Land Distribution	310100100004000	11,481,941.50	-	11,481,941.50	11,481,941.50	-	(4,254,023.00)	4,254,023.00	11,481,941.50	1,144,403.83	4,015,399.41	1,694,093.38	6,853,896.62	585,594.08	2,056,942.03	2,911,080.60	5,553,616.71	-	4,628,044.88	1,284,704.91	15,575.00		
PS	5010000000	-	-	-	-	-	-	-	-	-	-	-	-	-	-	-	-	-	-	-	-	-	
MOOE	5020000000	11,481,941.50</																					

DEPARTMENT OF AGRARIAN REFORM
STATEMENT OF APPROPRIATIONS, ALLOTMENTS, OBLIGATIONS, DISBURSEMENTS AND BALANCES
As at the Quarter Ending September 30, 2024

Department : **DEPARTMENT OF AGRARIAN REFORM**
 Agency/Entity : **OFFICE OF THE SECRETARY**
 Operating Unit : **CONSOLIDATED**
 Organization Code (UAC) : **04001000000**
 Funding Cluster : **01 - Regular Agency Fund**

FAR No. 1

	Current Year Appropriations
	Supplemental Appropriations
X X X X X	Continuing Appropriations

FINAL

C O N S O L I D A T I O N																					
Particulars		Appropriations			Allotments					Obligations				Disbursements				Balances			
		Authorized Appropriations	Adjustments (Transfer To)/From, Modifications/Augmentations)	Adjusted Appropriations	Allotments Received	Adjustments (Reductions, Modifications/Augmentations)	Transfer To	Transfer From	Adjusted Allotments	1st Quarter March 31	2nd Quarter June 30	3rd Quarter Sept. 30	TOTAL	1st Quarter March 31	2nd Quarter June 30	3rd Quarter Sept. 30	TOTAL	Unreleased Appropriations	Unobligated Allotments	Unpaid Obligations (15-20) = (23+24)	
		3	4	5=(3+4)	6	7	8	9	10=[(6+(-)7)-8+9]	11	12	13	15=(11+12+13+14)	16	17	18	20=(16+17+18+19)	21=(5-10)	22=(10-15)	23	24
OO : Tillers' Rights and Welfare Promoted	3200000000000000	22,558,864.21	-	22,558,864.21	22,558,864.21	-	(638,285.52)	638,285.52	22,558,864.21	1,173,270.95	4,050,948.50	1,354,140.80	6,578,360.25	784,663.25	2,767,994.70	1,858,263.48	5,410,921.43	-	15,980,503.96	671,710.76	495,728.06
AGRARIAN JUSTICE DELIVERY PROGRAM	3201000000000000	22,558,864.21	-	22,558,864.21	22,558,864.21	-	(638,285.52)	638,285.52	22,558,864.21	1,173,270.95	4,050,948.50	1,354,140.80	6,578,360.25	784,663.25	2,767,994.70	1,858,263.48	5,410,921.43	-	15,980,503.96	671,710.76	495,728.06
Supervision and Management for Effective Delivery of Legal Services and Adjudication of Agrarian Cases	3201001000010000	6,120,114.21	-	6,120,114.21	6,120,114.21	-	(72,627.50)	72,627.50	6,120,114.21	226,611.50	644,740.92	86,572.02	957,924.44	219,010.00	140,207.65	321,540.49	680,758.14	-	5,162,189.77	-	277,166.30
PS	5010000000	-	-	-	-	-	-	-	-	-	-	-	-	-	-	-	-	-	-	-	-
MOOE	5020000000	6,120,114.21	-	6,120,114.21	6,120,114.21	-	(72,627.50)	72,627.50	6,120,114.21	226,611.50	644,740.92	86,572.02	957,924.44	219,010.00	140,207.65	321,540.49	680,758.14	-	5,162,189.77	-	277,166.30
CO	5060000000	-	-	-	-	-	-	-	-	-	-	-	-	-	-	-	-	-	-	-	-
Adjudication of Agrarian Reform Cases	3201001000020000	8,479,624.47	-	8,479,624.47	8,479,624.47	-	(134,059.08)	134,059.08	8,479,624.47	265,488.60	991,775.57	513,268.45	1,770,532.62	156,502.05	716,332.71	734,560.25	1,607,395.01	-	6,709,091.85	163,137.61	-
PS	5010000000	-	-	-	-	-	-	-	-	-	-	-	-	-	-	-	-	-	-	-	-
MOOE	5020000000	8,479,624.47	-	8,479,624.47	8,479,624.47	-	(134,059.08)	134,059.08	8,479,624.47	265,488.60	991,775.57	513,268.45	1,770,532.62	156,502.05	716,332.71	734,560.25	1,607,395.01	-	6,709,091.85	163,137.61	-
CO	5060000000	-	-	-	-	-	-	-	-	-	-	-	-	-	-	-	-	-	-	-	-
Resolution of Agrarian Law of Implementation Cases	3201001000030000	2,947,732.22	-	2,947,732.22	2,947,732.22	-	(296,632.94)	296,632.94	2,947,732.22	217,286.05	1,063,442.66	262,309.64	1,543,038.35	5,725.89	817,032.10	435,958.45	1,258,716.44	-	1,404,693.87	102,173.10	182,148.81
PS	5010000000	-	-	-	-	-	-	-	-	-	-	-	-	-	-	-	-	-	-	-	-
MOOE	5020000000	2,947,732.22	-	2,947,732.22	2,947,732.22	-	(296,632.94)	296,632.94	2,947,732.22	217,286.05	1,063,442.66	262,309.64	1,543,038.35	5,725.89	817,032.10	435,958.45	1,258,716.44	-	1,404,693.87	102,173.10	182,148.81
CO	5060000000	-	-	-	-	-	-	-	-	-	-	-	-	-	-	-	-	-	-	-	-
Provision of Agrarian Legal Assistance	3201001000040000	5,011,393.31	-	5,011,393.31	5,011,393.31	-	(134,966.00)	134,966.00	5,011,393.31	463,884.80	1,350,989.35	491,990.69	2,306,864.84	403,425.31	1,094,422.24	366,204.29	1,864,051.84	-	2,704,528.47	406,400.05	36,412.95
PS	5010000000	-	-	-	-	-	-	-	-	-	-	-	-	-	-	-	-	-	-	-	-
MOOE	5020000000	5,011,393.31	-	5,011,393.31	5,011,393.31	-	(134,966.00)	134,966.00	5,011,393.31	463,884.80	1,350,989.35	491,990.69	2,306,864.84	403,425.31	1,094,422.24	366,204.29	1,864,051.84	-	2,704,528.47	406,400.05	36,412.95
CO	5060000000	-	-	-	-	-	-	-	-	-	-	-	-	-	-	-	-	-	-	-	-
Sub-total Agrarian Justice Delivery Program (AJDP)	3201000000000000	22,558,864.21	-	22,558,864.21	22,558,864.21	-	(638,285.52)	638,285.52	22,558,864.21	1,173,270.95	4,050,948.50	1,354,140.80	6,578,360.25	784,663.25	2,767,994.70	1,858,263.48	5,410,921.43	-	15,980,503.96	671,710.76	495,728.06
PS	5010000000	-	-	-	-	-	-	-	-	-	-	-	-	-	-	-	-	-	-	-	-
MOOE	5020000000	22,558,864.21	-	22,558,864.21	22,558,864.21	-	(638,285.52)	638,285.52	22,558,864.21	1,173,270.95	4,050,948.50	1,354,140.80	6,578,360.25	784,663.25	2,767,994.70	1,858,263.48	5,410,921.43	-	15,980,503.96	671,710.76	495,728.06
CO	5060000000	-	-	-	-	-	-	-	-	-	-	-	-	-	-	-	-	-	-	-	-
OO : Agrarian Reform Areas Improved	3300000000000000	95,815,372.87	-	95,815,372.87	95,815,372.87	(0.00)	(45,512,523.00)	45,512,523.00	95,815,372.87	9,050,617.10	13,515,537.38	24,984,127.95	47,550,282.43	2,919,223.30	7,043,730.28	18,971,275.01	28,934,228.59	-	48,265,090.44	17,875,060.19	740,993.65
AR BENEFICIARIES DEVELOPMENT and SUSTAINABILITY PROGRAM	3301000000000000	95,815,372.87	-	95,815,372.87	95,815,372.87	(0.00)	(45,512,523.00)	45,512,523.00	95,815,372.87	9,050,617.10	13,515,537.38	24,984,127.95	47,550,282.43	2,919,223.30	7,043,730.28	18,971,275.01	28,934,228.59	-	48,265,090.44	17,875,060.19	740,993.65
Supervision and Management for Effective Delivery of Support Services	3301001000010000	10,586,747.78	-	10,586,747.78	10,586,747.78	-	(421,400.00)	421,400.00	10,586,747.78	670,606.38	2,473,825.73	718,441.43	3,862,873.54	287,662.01	1,256,520.23	1,549,784.83	3,093,967.07	-	6,723,874.24	747,906.47	21,000.00
PS	5010000000	-	-	-	-	-	-	-	-	-	-	-	-	-	-	-	-	-	-	-	-
MOOE	5020000000	10,586,747.78	-	10,586,747.78	10,586,747.78	-	(421,400.00)	421,400.00	10,586,747.78	670,606.38	2,473,825.73	718,441.43	3,862,873.54	287,662.01	1,256,520.23	1,549,784.83	3,093,967.07	-	6,723,874.24	747,906.47	21,000.00
CO	5060000000	-	-	-	-	-	-	-	-	-	-	-	-	-	-	-	-	-	-	-	-
Social Infrastructure Building (SIB)	3301001000020000	2,317,729.66	-	2,317,729.66	2,317,729.66	-	(1,463,628.00)	1,463,628.00	2,317,729.66	266,545.92	222,833.88	16,753.76	506,133.56	109,063.73	139,542.35	173,562.54	422,168.62	-	1,811,596.10	83,964.94	-
PS	5010000000	-	-	-	-	-	-	-	-	-	-	-	-	-	-	-	-	-	-	-	-
MOOE	5020000000	2,317,729.66	-	2,317,729.66	2,317,729.66	-	(1,463,628.00)	1,463,628.00	2,317,729.66	266,545.92	222,833.88	16,753.76	506,133.56	109,063.73	139,542.35	173,562.54	422,168.62	-	1,811,596.10	83,964.94	-
CO	5060000000	-	-	-	-	-	-	-	-	-	-	-	-	-	-	-	-	-	-	-	-
Enterprise Development and Economic Support	3301001000030000	7,020,144.15	-	7,020,144.15	7,020,144.15	(0.00)	(1,254,600.00)	1,254,600.00	7,020,144.15	755,275.99	1,166,355.12	2,862,503.23	4,784,134.34	145,939.61	740,832.04	1,948,020.14	2,834,791.79	-	2,236,009.81	1,922,963.90	26,378.65
PS	5010000000	-	-	-	-	-	-	-	-	-	-	-	-	-	-	-	-	-	-	-	-
MOOE	5020000000	7,020,144.15	-	7,020,144.15	7,020,144.15	(0.00)	(1,254,600.00)	1,254,600.00	7,020,144.15	755,275.99	1,166,355.12	2,862,503.23	4,784,134.34	145,939.61	740,832.04	1,948,020.14	2,834,791.79	-	2,236,009.81	1,922,963.90	26,378.65
CO	5060000000	-	-	-	-	-	-	-	-	-	-	-	-	-	-	-	-	-	-	-	-
Climate Resilient Farm Productivity Support	3301001000040000	75,890,751.29	-	75,890,751.29	75,890,751.29	(0.00)	(42,372,895.00)	42,372,895.00	75,890,751.29	7,358,188.81	9,652,522.65	21,386,429.53	38,397,140.99	2,376,557.95	4,906,835.66	15,299,907.50	22,583,301.11	-	37,493,610.30	15,120,224.88	693,615.00
PS	5010000000	-	-	-	-	-	-	-	-	-	-	-	-	-	-	-	-	-	-	-	-
MOOE	5020000000	75,890,751.29	-	75,890,751.29	75,890,751.29	(0.00)	(42,372,895.00)	42,372,895.00	75,890,751.29	7,358,188.81	9,652,522.65	21,386,429.53	38,397,140.99	2,376,557.95	4,906,835.66	15,299,907.50	22,583,301.11	-	37,493,610.30	15,120,224.88	693,615.00
CO	5060000000	-	-	-	-	-	-	-	-	-	-	-	-	-	-	-	-	-	-	-	-
Sub-total AR Beneficiaries Development and Sustainability Program (ARBSP)	3301000000000000	95,815,372.87	-	95,815,372.87	95,815,372.87	(0.00)	(45,512,523.00)	45,512,523.00	95,815,372.87	9,050,617.10	13,515,537.38	24,984,127.95	47,550,282.43	2,919,223.30	7,043,730.28	18,971,275.01	28,934,228.59	-	48,265,090.44	17,875,060.19	740,993.65
PS	5010000000	-	-	-	-	-	-	-	-	-	-	-	-	-	-	-	-	-	-	-	-
MOOE	5020000000	95,815,372.87	-	95,815,372.87	95,815,372.87	(0.00)	(45,512,523.00)	45,512,523.00	95,815,372.87	9,050,617.10	13,515,537.38	24,984,127.95	47,550,282.43	2,919,223.30	7,043,730.28	18,971,275.01	28,934,228.59	-	48,265,090.44	17	

DEPARTMENT OF AGRARIAN REFORM
STATEMENT OF APPROPRIATIONS, ALLOTMENTS, OBLIGATIONS, DISBURSEMENTS AND BALANCES
As at the Quarter Ending September 30, 2024

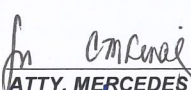

Department : **DEPARTMENT OF AGRARIAN REFORM**
 Agency/Entity : **OFFICE OF THE SECRETARY**
 Operating Unit : **CONSOLIDATED**
 Organization Code (UAC) : **040010000000**
 Funding Cluster : **01 - Regular Agency Fund**


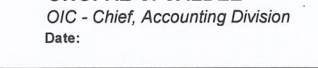
FAR No. 1



	Current Year Appropriations
	Supplemental Appropriations
X X X X X	Continuing Appropriations


FINAL

C O N S O L I D A T I O N																					
Particulars		Appropriations			Allotments			Obligations				Disbursements				Balances					
		Authorized Appropriations	Adjustments (To)/From, Modifications/Augmentations)	Adjusted Appropriations	Allotments Received	Adjustments (Reductions, Modifications/Augmentations)	Transfer To	Transfer From	Adjusted Allotments	1st Quarter March 31	2nd Quarter June 30	3rd Quarter Sept. 30	TOTAL	1st Quarter March 31	2nd Quarter June 30	3rd Quarter Sept. 30	TOTAL	Unreleased Appropriations	Unobligated Allotments	Unpaid Obligations (15-20) = (23+24)	
		3	4	5=(3+4)	6	7	8	9	10=[(6+(-7))-8+9]	11	12	13	15=(11+12+13+14)	16	17	18	20=(16+17+18+19)	21=(5-10)	22=(10-15)	23	24
LOCALLY-FUNDED PROJECT(S)		20,150,156.28	-	20,150,156.28	150,156.28	-	-	-	150,156.28	-	150,000.00	-	150,000.00	-	150,000.00	-	150,000.00	20,000,000.00	156.28	-	-
Construction/Renovation of the Main Building	330100200001000	20,000,000.00	-	20,000,000.00	-	-	-	-	-	-	-	-	-	-	-	-	-	20,000,000.00	-	-	-
PS	5010000000	-	-	-	-	-	-	-	-	-	-	-	-	-	-	-	-	-	-	-	-
MOOE	5020000000	-	-	-	-	-	-	-	-	-	-	-	-	-	-	-	-	-	-	-	-
CO	5060000000	20,000,000.00	-	20,000,000.00	-	-	-	-	-	-	-	-	-	-	-	-	-	20,000,000.00	-	-	-
Construction of Building, DAR - Region VIII	330100200002000	150,156.28	-	150,156.28	150,156.28	-	-	-	150,156.28	-	150,000.00	-	150,000.00	-	150,000.00	-	150,000.00	-	156.28	-	-
PS	5010000000	-	-	-	-	-	-	-	-	-	-	-	-	-	-	-	-	-	-	-	-
MOOE	5020000000	-	-	-	-	-	-	-	-	-	-	-	-	-	-	-	-	-	-	-	-
CO	5060000000	150,156.28	-	150,156.28	150,156.28	-	-	-	150,156.28	-	150,000.00	-	150,000.00	-	150,000.00	-	150,000.00	-	156.28	-	-
TOTAL LOCALLY-FUNDED PROJECT(S)		20,150,156.28	-	20,150,156.28	150,156.28	-	-	-	150,156.28	-	150,000.00	-	150,000.00	-	150,000.00	-	150,000.00	20,000,000.00	156.28	-	-
PS	5010000000	-	-	-	-	-	-	-	-	-	-	-	-	-	-	-	-	-	-	-	-
MOOE	5020000000	-	-	-	-	-	-	-	-	-	-	-	-	-	-	-	-	-	-	-	-
CO	5060000000	20,150,156.28	-	20,150,156.28	150,156.28	-	-	-	150,156.28	-	150,000.00	-	150,000.00	-	150,000.00	-	150,000.00	20,000,000.00	156.28	-	-
TOTAL AGENCY SPECIFIC BUDGET		254,093,485.20	-	254,093,485.20	234,093,485.20	0.00	(74,618,044.95)	74,618,044.95	234,093,485.20	17,430,589.75	46,697,231.12	48,412,512.61	112,540,333.48	7,885,703.57	27,178,861.60	41,506,881.49	76,571,446.66	20,000,000.00	121,553,151.72	26,690,536.11	9,278,350.71
PS	5010000000	-	-	-	-	-	-	-	-	-	-	-	-	-	-	-	-	-	-	-	-
MOOE	5020000000	233,943,328.92	-	233,943,328.92	233,943,328.92	0.00	(74,618,044.95)	74,618,044.95	233,943,328.92	17,430,589.75	46,547,231.12	48,412,512.61	112,390,333.48	7,885,703.57	27,028,861.60	41,506,881.49	76,421,446.66	-	121,552,995.44	26,690,536.11	9,278,350.71
CO	5060000000	20,150,156.28	-	20,150,156.28	150,156.28	-	-	-	150,156.28	-	150,000.00	-	150,000.00	-	150,000.00	-	150,000.00	20,000,000.00	156.28	-	-
II. AUTOMATIC APPROPRIATIONS	01104102	-	-	-	-	-	-	-	-	-	-	-	-	-	-	-	-	-	-	-	-
III. SPECIAL PURPOSE FUND		-	807,500.00	807,500.00	-	807,500.00	-	-	807,500.00	-	807,500.00	-	807,500.00	-	807,500.00	-	807,500.00	-	-	-	-
Contingent Fund	01101402	-	807,500.00	807,500.00	-	807,500.00	-	-	807,500.00	-	807,500.00	-	807,500.00	-	807,500.00	-	807,500.00	-	-	-	-
MOOE		-	807,500.00	807,500.00	-	807,500.00	-	-	807,500.00	-	807,500.00	-	807,500.00	-	807,500.00	-	807,500.00	-	-	-	-
GRAND TOTAL		254,093,485.20	807,500.00	254,900,985.20	234,093,485.20	807,500.00	(74,618,044.95)	74,618,044.95	234,900,985.20	17,430,589.75	47,504,731.12	48,412,512.61	113,347,833.48	7,885,703.57	27,986,361.60	41,506,881.49	77,378,946.66	20,000,000.00	121,553,151.72	26,690,536.11	9,278,350.71
PS		-	-	-	-	-	-	-	-	-	-	-	-	-	-	-	-	-	-	-	-
MOOE		233,943,328.92	807,500.00	234,750,828.92	233,943,328.92	807,500.00	(74,618,044.95)	74,618,044.95	234,750,828.92	17,430,589.75	47,354,731.12	48,412,512.61	113,197,833.48	7,885,703.57	27,836,361.60	41,506,881.49	77,228,946.66	-	121,552,995.44	26,690,536.11	9,278,350.71
CO		20,150,156.28	-	20,150,156.28	150,156.28	-	-	-	150,156.28	-	150,000.00	-	150,000.00	-	150,000.00	-	150,000.00	20,000,000.00	156.28	-	-
Recapitulation:		233,943,328.92	807,500.00	234,750,828.92	233,943,328.92	807,500.00	(74,618,044.95)	74,618,044.95	234,750,828.92	17,430,589.75	47,354,731.12	48,412,512.61	113,197,833.48	7,885,703.57	27,836,361.60	41,506,881.49	77,228,946.66	-	121,552,995.44	26,690,536.11	9,278,350.71
GAS		18,075,682.98	-	18,075,682.98	18,075,682.98	-	(1,419,024.73)	1,419,024.73	18,075,682.98	3,294,154.51	9,543,880.58	2,340,977.09	15,179,012.18	2,060,484.75	6,554,393.01	4,619,366.10	13,234,243.86	-	2,896,670.80	1,890,148.58	54,619.74
STO		7,510,175.45	-	7,510,175.45	7,510,175.45	-	(60,000.00)	60,000.00	7,510,175.45	618,895.03	1,855,885.90	1,831,653.32	4,306,434.25	461,166.54	1,527,805.16	1,008,753.50	2,997,725.20	-	3,203,741.20	1,273,655.53	35,053.52
LTSP		89,983,233.40	-	89,983,233.40	89,983,233.40	0.00	(26,988,211.70)	26,988,211.70	89,983,233.40	3,293,652.16	17,580,978.76	17,901,613.45	38,776,244.37	1,660,165.73	9,134,938.45	15,049,223.40	25,844,327.58	-	51,206,989.03	4,979,961.05	7,951,955.74
AJDP		22,558,864.21	-	22,558,864.21	22,558,864.21	-	(638,285.52)	638,285.52	22,558,864.21	1,173,270.95	4,050,948.50	1,354,140.80	6,578,360.25	784,663.25	2,767,994.70	1,858,263.48	5,410,921.43	-	15,980,503.96	671,710.76	495,728.06
ARBDSP		95,815,372.87	-	95,815,372.87	95,815,372.87	(0.00)	(45,512,523.00)	45,512,523.00	95,815,372.87	9,050,617.10	13,515,537.38	24,984,127.95	47,550,282.43	2,919,223.30	7,043,730.28	18,971,275.01	28,934,228.59	-	48,265,090.44	17,875,060.19	740,993.65
Automatic Appropriations		-	-	-	-	-	-	-	-	-	-	-	-	-	-	-	-	-	-	-	-
Special Purpose Fund		-	807,500.00	807,500.00	-	807,500.00	-	-	807,500.00	-	807,500.00	-	807,500.00	-	807,500.00	-	807,500.00	-	-	-	-

Certified Correct:

ATTY. MERCEDES S. BORONGAN
 OIC - CAO, Budget Division
 Date: 

Certified Correct:

ONOFRE V. VALDEZ
 OIC - Chief, Accounting Division
 Date: 

Recommending Approval:

DENNIS G. RAMOS
 Director IV, FMS
 Date: 

Approved By:

LANIC DE LEON
 Undersecretary, FMAO
 Date: 