

DEPARTMENT OF AGRARIAN REFORM
STATEMENT OF APPROPRIATIONS, ALLOTMENTS, OBLIGATIONS, DISBURSEMENTS AND BALANCES
As at the Quarter Ending June 30, 2024

Department : **DEPARTMENT OF AGRARIAN REFORM**
 Agency/Entity : **OFFICE OF THE SECRETARY**
 Operating Unit : **CONSOLIDATED**
 Organization Code (UACS) : **04001000000**
 Funding Cluster : **03 - Special Account - Locally Funded/Domestic Grants Fund**

FAR No. 1

X X X X X	Current Year Appropriations
	Supplemental Appropriations
	Continuing Appropriations

FINAL

		C O N S O L I D A T I O N																	
Particulars	UACS CODE	Appropriations			Allotments					Obligations			Disbursements			Balances			
		Authorized Appropriations	Adjustments (Transfer (To)/From, Modifications/Augmentations)	Adjusted Appropriations	Allotments Received	Adjustments (Reductions, Modifications/Augmentations)	Transfer To	Transfer From	Adjusted Allotments	1st Quarter March 31	2nd Quarter June 30	TOTAL	1st Quarter March 31	2nd Quarter June 30	TOTAL	Unreleased Appropriations	Unobligated Allotments	Unpaid Obligations (15-20) = (23+24)	
1	2	3	4	5=(3+4)	6	7	8	9	10={6+(-)7-8+9}	11	12	15=(11+12+13+14)	16	17	20=(16+17+18+19)	21=(5-10)	22=(10-15)	23	24
I. AGRARIAN REFORM FUND	03104322	57,641,000.00	684,956,983.00	742,597,983.00	684,956,983.00	-	-	-	684,956,983.00	-	584,500,000.00	584,500,000.00	-	360,050,000.00	360,050,000.00	57,641,000.00	100,456,983.00	224,450,000.00	-
<i>GENERAL ADMINISTRATIVE AND SUPPORT</i>	1000000000000000	-	5,500,000.00	5,500,000.00	5,500,000.00	-	-	-	5,500,000.00	-	-	-	-	-	-	-	5,500,000.00	-	-
General Management and Supervision	100000100001000	-	5,500,000.00	5,500,000.00	5,500,000.00	-	-	-	5,500,000.00	-	-	-	-	-	-	-	5,500,000.00	-	-
PS	5010000000	-	-	-	-	-	-	-	-	-	-	-	-	-	-	-	-	-	-
MOOE	5020000000	-	5,500,000.00	5,500,000.00	5,500,000.00	-	-	-	5,500,000.00	-	-	-	-	-	-	-	5,500,000.00	-	-
CO	5060000000	-	-	-	-	-	-	-	-	-	-	-	-	-	-	-	-	-	-
<i>SUPPORT TO OPERATIONS</i>	2000000000000000	-	7,742,081.00	7,742,081.00	7,742,081.00	-	-	-	7,742,081.00	-	-	-	-	-	-	-	7,742,081.00	-	-
Agrarian Reform Information and Education	200000100002000	-	7,742,081.00	7,742,081.00	7,742,081.00	-	-	-	7,742,081.00	-	-	-	-	-	-	-	7,742,081.00	-	-
PS	5010000000	-	-	-	-	-	-	-	-	-	-	-	-	-	-	-	-	-	-
MOOE	5020000000	-	7,742,081.00	7,742,081.00	7,742,081.00	-	-	-	7,742,081.00	-	-	-	-	-	-	-	7,742,081.00	-	-
CO	5060000000	-	-	-	-	-	-	-	-	-	-	-	-	-	-	-	-	-	-
<i>OPERATIONS</i>	3000000000000000	57,641,000.00	671,714,902.00	729,355,902.00	671,714,902.00	-	-	-	671,714,902.00	-	584,500,000.00	584,500,000.00	-	360,050,000.00	360,050,000.00	57,641,000.00	87,214,902.00	224,450,000.00	-
OO : Tillers' Security of Tenure Ensured	3100000000000000	-	87,214,902.00	87,214,902.00	87,214,902.00	-	-	-	87,214,902.00	-	-	-	-	-	-	-	87,214,902.00	-	-
<i>LAND TENURE SECURITY PROGRAM</i>	3101000000000000	-	87,214,902.00	87,214,902.00	87,214,902.00	-	-	-	87,214,902.00	-	-	-	-	-	-	-	87,214,902.00	-	-
Post - Land Distribution	310100100004000	-	87,214,902.00	87,214,902.00	87,214,902.00	-	-	-	87,214,902.00	-	-	-	-	-	-	-	87,214,902.00	-	-
PS	5010000000	-	-	-	-	-	-	-	-	-	-	-	-	-	-	-	-	-	-
MOOE	5020000000	-	87,214,902.00	87,214,902.00	87,214,902.00	-	-	-	87,214,902.00	-	-	-	-	-	-	-	87,214,902.00	-	-
CO	5060000000	-	-	-	-	-	-	-	-	-	-	-	-	-	-	-	-	-	-
Sub-total Land Tenure Security Program (LTSP)	3101000000000000	-	87,214,902.00	87,214,902.00	87,214,902.00	-	-	-	87,214,902.00	-	-	-	-	-	-	-	87,214,902.00	-	-
PS	5010000000	-	-	-	-	-	-	-	-	-	-	-	-	-	-	-	-	-	-
MOOE	5020000000	-	87,214,902.00	87,214,902.00	87,214,902.00	-	-	-	87,214,902.00	-	-	-	-	-	-	-	87,214,902.00	-	-
CO	5060000000	-	-	-	-	-	-	-	-	-	-	-	-	-	-	-	-	-	-
OO : Agrarian Reform Areas Improved	3300000000000000	57,641,000.00	584,500,000.00	642,141,000.00	584,500,000.00	-	-	-	584,500,000.00	-	584,500,000.00	584,500,000.00	-	360,050,000.00	360,050,000.00	57,641,000.00	-	224,450,000.00	-
<i>AR BENEFICIARIES DEVELOPMENT and SUSTAINABILITY PROGRAM</i>	3301000000000000	57,641,000.00	584,500,000.00	642,141,000.00	584,500,000.00	-	-	-	584,500,000.00	-	584,500,000.00	584,500,000.00	-	360,050,000.00	360,050,000.00	57,641,000.00	-	224,450,000.00	-
Climate Resilient Farm Productivity Support	330100100004000	57,641,000.00	584,500,000.00	642,141,000.00	584,500,000.00	-	-	-	584,500,000.00	-	584,500,000.00	584,500,000.00	-	360,050,000.00	360,050,000.00	57,641,000.00	-	224,450,000.00	-
PS	5010000000	-	-	-	-	-	-	-	-	-	-	-	-	-	-	-	-	-	-
MOOE	5020000000	57,641,000.00	294,500,000.00	352,141,000.00	294,500,000.00	-	-	-	294,500,000.00	-	294,500,000.00	294,500,000.00	-	273,050,000.00	273,050,000.00	57,641,000.00	-	21,450,000.00	-
CO	5060000000	-	290,000,000.00	290,000,000.00	290,000,000.00	-	-	-	290,000,000.00	-	290,000,000.00	290,000,000.00	-	87,000,000.00	87,000,000.00	-	-	203,000,000.00	-
Sub-total AR Beneficiaries Development and Sustainability Program (ARBDSP)	3301000000000000	57,641,000.00	584,500,000.00	642,141,000.00	584,500,000.00	-	-	-	584,500,000.00	-	584,500,000.00	584,500,000.00	-	360,050,000.00	360,050,000.00	57,641,000.00	-	224,450,000.00	-
PS	5010000000	-	-	-	-	-	-	-	-	-	-	-	-	-	-	-	-	-	-
MOOE	5020000000	57,641,000.00	294,500,000.00	352,141,000.00	294,500,000.00	-	-	-	294,500,000.00	-	294,500,000.00	294,500,000.00	-	273,050,000.00	273,050,000.00	57,641,000.00	-	21,450,000.00	-
CO	5060000000	-	290,000,000.00	290,000,000.00	290,000,000.00	-	-	-	290,000,000.00	-	290,000,000.00	290,000,000.00	-	87,000,000.00	87,000,000.00	-	-	203,000,000.00	-
Sub-total OPERATIONS	3000000000000000	57,641,000.00	671,714,902.00	729,355,902.00	671,714,902.00	-	-	-	671,714,902.00	-	584,500,000.00	584,500,000.00	-	360,050,000.00	360,050,000.00	57,641,000.00	87,214,902.00	224,450,000.00	-
PS	5010000000	-	-	-	-	-	-	-	-	-	-	-	-	-	-	-	-	-	-
MOOE	5020000000	57,641,000.00	381,714,902.00	439,355,902.00	381,714,902.00	-	-	-	381,714,902.00	-	294,500,000.00	294,500,000.00	-	273,050,000.00	273,050,000.00	57,641,000.00	87,214,902.00	21,450,000.00	-
CO	5060000000	-	290,000,000.00	290,000,000.00	290,000,000.00	-	-	-	290,000,000.00	-	290,000,000.00	290,000,000.00	-	87,000,000.00	87,000,000.00	-	-	203,000,000.00	-
TOTAL PROGRAMS		57,641,000.00	684,956,983.00	742,597,983.00	684,956,983.00	-	-	-	684,956,983.00	-	584,500,000.00	584,500,000.00	-	360,050,000.00	360,050,000.00	57,641,000.00	100,456,983.00	224,450,000.00	-
PS	5010000000	-	-	-	-	-	-	-	-	-	-	-	-	-	-	-	-	-	-
MOOE	5020000000	57,641,000.00	394,956,983.00	452,597,983.00	394,956,983.00	-	-	-	394,956,983.00	-	294,500,000.00	294,500,000.00	-	273,050,000.00	273,050,000.00	57,641,000.00	100,456,983.00	21,450,000.00	-
CO	5060000000	-	290,000,000.00	290,000,000.00	290,000,000.00	-	-	-	290,000,000.00	-	290,000,000.00	290,000,000.00	-	87,000,000.00	87,000,000.00	-	-	203,000,000.00	-
TOTAL AGRARIAN REFORM FUND		57,641,000.00	684,956,983.00	742,597,983.00	684,956,983.00	-	-	-	684,956,983.00	-	584,500,000.00	584,500,000.00	-	360,050,000.00	360,050,000.00	57,641,000.00	100,456,983.00	224,450,000.00	-
PS	5010000000	-	-	-	-	-	-	-	-	-	-	-	-	-	-	-	-	-	-
MOOE	5020000000	57,641,000.00	394,956,983.00	452,597,983.00	394,956,983.00	-	-	-	394,956,983.00	-	294,500,000.00	294,500,000.00	-	273,050,000.00	273,050,000.00	57,641,000.00	100,456,983.00	21,450,000.00	-
CO	5060000000	-	290,000,000.00	290,000,000.00	290,000,000.00	-	-	-	290,000,000.00	-	290,000,000.00	290,000,000.00	-	87,000,000.00	87,000,000.00	-	-	203,000,000.00	-

DEPARTMENT OF AGRARIAN REFORM
STATEMENT OF APPROPRIATIONS, ALLOTMENTS, OBLIGATIONS, DISBURSEMENTS AND BALANCES
As at the Quarter Ending June 30, 2024


Department : **DEPARTMENT OF AGRARIAN REFORM**
 Agency/Entity : **OFFICE OF THE SECRETARY**
 Operating Unit : **CONSOLIDATED**
 Organization Code (UACS) : **040010000000**
 Funding Cluster : **03 - Special Account - Locally Funded/Domestic Grants Fund**


FAR No. 1


X X X X X	Current Year Appropriations
	Supplemental Appropriations
	Continuing Appropriations


FINAL

Particulars	UACS CODE	C O N S O L I D A T I O N																	
		Appropriations			Allotments			Obligations			Disbursements			Balances					
		Authorized Appropriations	Adjustments (Transfer To)/From, Modifications/Augmentations)	Adjusted Appropriations	Allotments Received	Adjustments (Reductions, Modifications/Augmentations)	Transfer To	Transfer From	Adjusted Allotments	1st Quarter March 31	2nd Quarter June 30	TOTAL	1st Quarter March 31	2nd Quarter June 30	TOTAL	Unreleased Appropriations	Unobligated Allotments	Unpaid Obligations (15-20) = (23+24)	
		3	4	5=(3+4)	6	7	8	9	10={6+(-)7}-8+9	11	12	15=(11+12+13+14)	16	17	20=(16+17+18+19)	21=(5-10)	22=(10-15)	23	24
IV. Special Accounts in the General Fund - Fiduciary Fund for Agrarian Reform Education (SAGF - FARE)	03104321	2,357,000.00	-	2,357,000.00	-	-	-	-	-	-	-	-	-	-	2,357,000.00	-	-	-	
Agrarian Reform Information and Education (MOOE)	200000100002000	2,357,000.00	-	2,357,000.00	-	-	-	-	-	-	-	-	-	-	2,357,000.00	-	-	-	
GRAND TOTAL		59,998,000.00	684,956,983.00	744,954,983.00	684,956,983.00	-	-	-	684,956,983.00	-	584,500,000.00	584,500,000.00	-	360,050,000.00	360,050,000.00	59,998,000.00	100,456,983.00	224,450,000.00	
PS		-	-	-	-	-	-	-	-	-	-	-	-	-	-	-	-	-	
MOOE		59,998,000.00	394,956,983.00	454,954,983.00	394,956,983.00	-	-	-	394,956,983.00	-	294,500,000.00	294,500,000.00	-	273,050,000.00	273,050,000.00	59,998,000.00	100,456,983.00	21,450,000.00	
CO		-	290,000,000.00	290,000,000.00	290,000,000.00	-	-	-	290,000,000.00	-	290,000,000.00	290,000,000.00	-	87,000,000.00	87,000,000.00	-	-	203,000,000.00	
Recapitulation:		59,998,000.00	684,956,983.00	744,954,983.00	684,956,983.00	-	-	-	684,956,983.00	-	584,500,000.00	584,500,000.00	-	360,050,000.00	360,050,000.00	59,998,000.00	100,456,983.00	224,450,000.00	
GAS		-	5,500,000.00	5,500,000.00	5,500,000.00	-	-	-	5,500,000.00	-	-	-	-	-	-	-	5,500,000.00	-	
STO		-	7,742,081.00	7,742,081.00	7,742,081.00	-	-	-	7,742,081.00	-	-	-	-	-	-	-	7,742,081.00	-	
LTSP		-	87,214,902.00	87,214,902.00	87,214,902.00	-	-	-	87,214,902.00	-	-	-	-	-	-	-	87,214,902.00	-	
ARBDS		57,641,000.00	584,500,000.00	642,141,000.00	584,500,000.00	-	-	-	584,500,000.00	-	584,500,000.00	584,500,000.00	-	360,050,000.00	360,050,000.00	57,641,000.00	-	224,450,000.00	
SAGF - FARE		2,357,000.00	-	2,357,000.00	-	-	-	-	-	-	-	-	-	-	-	2,357,000.00	-	-	

Certified Correct:

ATTY. MERCEDES S. BORONGAN
 OIC - CAO, Budget Division
 Date:

Certified Correct:

ONOFRE V. VALDEZ
 OIC - Chief, Accounting Division
 Date:

Recommending Approval:

DENNIS G. RAMOS
 Director IV, FMS
 Date:

Approved By:

LAN C. DE LEON
 Undersecretary, FMAO
 Date: