

**DEPARTMENT OF AGRARIAN REFORM**  
**STATEMENT OF APPROPRIATIONS, ALLOTMENTS, OBLIGATIONS, DISBURSEMENTS AND BALANCES**  
**As at the Quarter Ending June 30, 2024**

Department : DEPARTMENT OF AGRARIAN REFORM  
Agency/Entity : OFFICE OF THE SECRETARY  
Operating Unit : CONSOLIDATED  
Organization Code (UAC) : 040010000000  
Funding Cluster : 01 - Regular Agency Fund

FAR No. 1

X X X X X	Current Year Appropriations
	Supplemental Appropriations
	Continuing Appropriations

FINAL

<b>C O N S O L I D A T I O N</b>																			
Particulars		Appropriations			Allotments				Obligations			Disbursements			Balances				
		Authorized Appropriations	Adjustments (To)/From, Modifications/Augmentations	Adjusted Appropriations	Allotments Received	Adjustments (Reductions, Modifications/Augmentations)	Transfer To	Transfer From	Adjusted Allotments	1st Quarter March 31	2nd Quarter June 30	TOTAL	1st Quarter March 31	2nd Quarter June 30	TOTAL	Unreleased Appropriations	Unobligated Allotments	Unpaid Obligations (15-20) = (23+24)	
																		Due and Demandable	Not Yet Due and Demandable
1	2	3	4	5=(3+4)	6	7	8	9	10=[(6+(-7))-8+9]	11	12	15=(11+12+13+14)	16	17	20=(16+17+18+19)	21=(5-10)	22=(10-15)	23	24
<b>I. AGENCY SPECIFIC BUDGET</b>																			
<b>GENERAL ADMINISTRATIVE AND SUPPORT</b>	10000000000000	2,109,552,000.00	0.00	2,109,552,000.00	2,109,552,000.00	0.00	(13,742,972.00)	13,742,972.00	2,109,552,000.00	494,361,964.10	592,503,054.75	1,086,865,018.85	342,104,776.05	553,740,149.48	895,844,925.53	-	1,022,686,981.16	120,976,337.31	70,043,756.00
<b>General Management and Supervision</b>	100000100001000	1,963,742,000.00	0.00	1,963,742,000.00	1,963,742,000.00	0.00	(13,742,972.00)	13,742,972.00	1,963,742,000.00	470,728,242.10	562,066,715.75	1,032,794,957.85	322,630,289.05	523,022,572.48	845,652,861.53	-	930,947,042.16	117,098,340.31	70,043,756.00
PS	5010000000	646,705,000.00	-	646,705,000.00	646,705,000.00	-	-	-	646,705,000.00	137,479,804.63	230,347,519.75	367,827,324.38	137,293,197.51	229,493,368.76	366,786,566.27	-	278,877,675.62	1,040,758.11	-
MOOE	5020000000	1,307,944,000.00	0.00	1,307,944,000.00	1,307,944,000.00	0.00	(13,742,972.00)	13,742,972.00	1,307,944,000.00	333,248,437.47	329,249,596.00	662,498,033.47	185,337,091.54	291,059,603.72	476,396,695.26	-	645,445,966.54	116,057,582.20	70,043,756.00
CO	5060000000	9,093,000.00	-	9,093,000.00	9,093,000.00	-	-	-	9,093,000.00	-	2,469,600.00	2,469,600.00	-	2,469,600.00	2,469,600.00	-	6,623,400.00	-	-
<b>Administration of Personnel Benefits</b>	100000100002000	145,810,000.00	-	145,810,000.00	145,810,000.00	-	-	-	145,810,000.00	23,633,722.00	30,436,339.00	54,070,061.00	19,474,487.00	30,717,577.00	50,192,064.00	-	91,739,939.00	3,877,997.00	-
PS	5010000000	145,810,000.00	-	145,810,000.00	145,810,000.00	-	-	-	145,810,000.00	23,633,722.00	30,436,339.00	54,070,061.00	19,474,487.00	30,717,577.00	50,192,064.00	-	91,739,939.00	3,877,997.00	-
MOOE	5020000000	-	-	-	-	-	-	-	-	-	-	-	-	-	-	-	-	-	-
CO	5060000000	-	-	-	-	-	-	-	-	-	-	-	-	-	-	-	-	-	-
<b>Sub-total General Administration and Support</b>	10000000000000	2,109,552,000.00	0.00	2,109,552,000.00	2,109,552,000.00	0.00	(13,742,972.00)	13,742,972.00	2,109,552,000.00	494,361,964.10	592,503,054.75	1,086,865,018.85	342,104,776.05	553,740,149.48	895,844,925.53	-	1,022,686,981.16	120,976,337.31	70,043,756.00
PS	5010000000	792,515,000.00	-	792,515,000.00	792,515,000.00	-	-	-	792,515,000.00	161,113,526.63	260,783,858.75	421,897,385.38	156,767,684.51	260,210,945.76	416,978,630.27	-	370,617,614.62	4,918,755.11	-
MOOE	5020000000	1,307,944,000.00	0.00	1,307,944,000.00	1,307,944,000.00	0.00	(13,742,972.00)	13,742,972.00	1,307,944,000.00	333,248,437.47	329,249,596.00	662,498,033.47	185,337,091.54	291,059,603.72	476,396,695.26	-	645,445,966.54	116,057,582.20	70,043,756.00
CO	5060000000	9,093,000.00	-	9,093,000.00	9,093,000.00	-	-	-	9,093,000.00	-	2,469,600.00	2,469,600.00	-	2,469,600.00	2,469,600.00	-	6,623,400.00	-	-
<b>SUPPORT TO OPERATIONS</b>	200000000000000	708,240,000.00	-	708,240,000.00	708,240,000.00	-	(29,071,952.25)	29,071,952.25	708,240,000.00	145,019,472.48	192,805,741.61	337,825,214.09	129,115,308.98	191,300,943.77	320,416,252.75	-	370,414,785.91	12,888,594.82	4,520,366.52
<b>Policy Formulation, Planning, Monitoring and Evaluation, Information Management and Systems Development</b>	200000100001000	671,638,000.00	-	671,638,000.00	671,638,000.00	-	(28,052,552.25)	28,052,552.25	671,638,000.00	138,536,653.78	184,718,460.28	323,255,114.06	124,568,423.42	183,932,022.74	308,500,446.16	-	348,382,885.94	10,234,301.38	4,520,366.52
PS	5010000000	546,068,000.00	-	546,068,000.00	546,068,000.00	-	-	-	546,068,000.00	117,108,475.68	160,121,238.84	277,229,714.52	113,684,506.13	159,458,390.71	273,142,896.84	-	268,838,285.48	4,086,817.68	-
MOOE	5020000000	125,570,000.00	-	125,570,000.00	125,570,000.00	-	(28,052,552.25)	28,052,552.25	125,570,000.00	21,428,178.10	24,597,221.44	46,025,399.54	10,883,917.29	24,473,632.03	35,357,549.32	-	79,544,600.46	6,147,483.70	4,520,366.52
CO	5060000000	-	-	-	-	-	-	-	-	-	-	-	-	-	-	-	-	-	-
<b>Agrarian Reform Information and Education</b>	200000100002000	36,602,000.00	-	36,602,000.00	36,602,000.00	-	(1,019,400.00)	1,019,400.00	36,602,000.00	6,482,818.70	8,087,281.33	14,570,100.03	4,546,885.56	7,368,921.03	11,915,806.59	-	22,031,899.97	2,654,293.44	0.00
PS	5010000000	15,309,000.00	-	15,309,000.00	15,309,000.00	-	-	-	15,309,000.00	3,495,199.34	5,952,853.14	9,448,052.48	3,491,199.34	5,931,312.21	9,422,511.55	-	5,860,947.52	25,540.93	-
MOOE	5020000000	21,293,000.00	-	21,293,000.00	21,293,000.00	-	(1,019,400.00)	1,019,400.00	21,293,000.00	2,987,619.36	2,134,428.19	5,122,047.55	1,055,686.22	1,437,608.82	2,493,295.04	-	16,170,952.45	2,628,752.51	0.00
CO	5060000000	-	-	-	-	-	-	-	-	-	-	-	-	-	-	-	-	-	-
<b>Sub-total Support to Operations</b>	100000000000000	708,240,000.00	-	708,240,000.00	708,240,000.00	-	(29,071,952.25)	29,071,952.25	708,240,000.00	145,019,472.48	192,805,741.61	337,825,214.09	129,115,308.98	191,300,943.77	320,416,252.75	-	370,414,785.91	12,888,594.82	4,520,366.52
PS	5010000000	561,377,000.00	-	561,377,000.00	561,377,000.00	-	-	-	561,377,000.00	120,603,675.02	166,074,091.98	286,677,767.00	117,175,705.47	165,389,702.92	282,565,408.39	-	274,699,233.00	4,112,358.61	-
MOOE	5020000000	146,863,000.00	-	146,863,000.00	146,863,000.00	-	(29,071,952.25)	29,071,952.25	146,863,000.00	24,415,797.46	26,731,649.63	51,147,447.09	11,939,603.51	25,911,240.85	37,850,844.36	-	95,715,552.91	8,776,236.21	4,520,366.52
CO	5060000000	-	-	-	-	-	-	-	-	-	-	-	-	-	-	-	-	-	-
<b>OPERATIONS</b>	300000000000000	5,263,275,000.00	0.00	5,263,275,000.00	5,263,275,000.00	0.00	(24,560,917.25)	24,560,917.25	5,263,275,000.00	1,159,444,590.33	1,536,143,088.62	2,695,587,678.95	930,266,503.06	1,473,454,304.96	2,403,720,808.01	6,784,000.00	2,560,903,321.05	235,706,394.38	56,160,476.56
<b>OO : Tillers' Security of Tenure Ensured</b>	310000000000000	2,692,650,000.00	-	2,692,650,000.00	2,685,866,000.00	-	(1,143,445.00)	1,143,445.00	2,685,866,000.00	577,743,098.04	784,589,197.48	1,362,332,295.52	539,770,885.55	746,263,101.28	1,286,033,986.83	6,784,000.00	1,323,533,704.48	59,650,306.37	16,648,002.32
<b>LAND TENURE SECURITY PROGRAM</b>	310100000000000	2,692,650,000.00	-	2,692,650,000.00	2,685,866,000.00	-	(1,143,445.00)	1,143,445.00	2,685,866,000.00	577,743,098.04	784,589,197.48	1,362,332,295.52	539,770,885.55	746,263,101.28	1,286,033,986.83	6,784,000.00	1,323,533,704.48	59,650,306.37	16,648,002.32
<b>Land Acquisition and Distribution (LAD)</b>	310100100001000	2,492,746,000.00	-	2,492,746,000.00	2,492,746,000.00	-	-	-	2,492,746,000.00	542,540,435.55	740,274,820.63	1,282,815,256.18	518,898,534.69	706,917,791.63	1,225,816,326.32	-	1,209,930,743.82	48,252,501.72	8,746,428.14
PS	5010000000	2,305,595,000.00	-	2,305,595,000.00	2,305,595,000.00	-	-	-	2,305,595,000.00	515,223,815.81	699,416,160.15	1,214,639,975.96	503,958,255.88	679,097,732.26	1,183,055,988.14	-	1,090,955,024.04	31,583,987.82	-
MOOE	5020000000	187,151,000.00	-	187,151,000.00	187,151,000.00	-	-	-	187,151,000.00	27,316,619.74	40,858,660.48	68,175,280.22	14,940,278.81	27,820,059.37	42,760,338.18	-	118,975,719.78	16,668,513.90	8,746,428.14
CO	5060000000	-	-	-	-	-	-	-	-	-	-	-	-	-	-	-	-	-	-
<b>Non - Land Transfer Activities</b>	310100100002000	10,559,000.00	-	10,559,000.00	10,559,000.00	-	-	-	10,559,000.00	1,842,428.03	2,371,377.97	4,213,806.00	1,349,915.60	1,994,612.51	3,344,528.11	-	6,345,194.00	844,307.89	24,970.00
PS	5010000000	-	-	-	-	-	-	-	-	-	-	-	-	-	-	-	-	-	-
MOOE	5020000000	10,559,000.00	-	10,559,000.00	10,559,000.00	-	-	-	10,559,000.00	1,842,428.03	2,371,377.97	4,213,806.00	1,349,915.60	1,994,612.51	3,344,528.11	-	6,345,194.00	844,307.89	24,970.00
CO	5060000000	-	-	-	-	-	-	-	-	-	-	-	-	-	-	-	-	-	-
<b>Landowner's Compensation by LBP</b>	310100100003000	6,784,000.00	-	6,784,000.00	-	-	-	-	-	-	-	-	-	-	-	6,784,000.00	-	-	-
PS	5010000000	-	-	-	-	-	-	-	-	-	-	-	-	-	-	-	-	-	-
MOOE	5020000000	6,784,000.00	-	6,784,000.00	-	-	-	-	-	-	-	-	-	-	-	6,784,000.00	-	-	-

**DEPARTMENT OF AGRARIAN REFORM**  
**STATEMENT OF APPROPRIATIONS, ALLOTMENTS, OBLIGATIONS, DISBURSEMENTS AND BALANCES**  
**As at the Quarter Ending June 30, 2024**

**FAR No. 1**

**Department** : DEPARTMENT OF AGRARIAN REFORM  
**Agency/Entity** : OFFICE OF THE SECRETARY  
**Operating Unit** : CONSOLIDATED  
**Organization Code (UAC)** : 04001000000  
**Funding Cluster** : 01 - Regular Agency Fund

X X X X X	Current Year Appropriations
	Supplemental Appropriations
	Continuing Appropriations

**FINAL**

		<b>C O N S O L I D A T I O N</b>																	
Particulars		Appropriations			Allotments					Obligations			Disbursements			Balances			
		Authorized Appropriations	Adjustments (To)/From, Modifications/Augmentations	Adjusted Appropriations	Allotments Received	Adjustments (Reductions, Modifications/Augmentations)	Transfer To	Transfer From	Adjusted Allotments	1st Quarter	2nd Quarter	TOTAL	1st Quarter	2nd Quarter	TOTAL	Unreleased Appropriations	Unobligated Allotments	Unpaid Obligations (15-20) = (23+24)	
										March 31	June 30		March 31	June 30				Due and Demandable	Not Yet Due and Demandable
1	2	3	4	5=(3+4)	6	7	8	9	10=[(6+)-(7)-8+9]	11	12	15=(11+12+13+14)	16	17	20=(16+17+18+19)	21=(5-10)	22=(10-15)	23	24
<b>OO : Tillers' Rights and Welfare Promoted</b>	32000000000000	892,658,000.00	-	892,658,000.00	892,658,000.00	-	(6,108,994.25)	6,108,994.25	892,658,000.00	193,615,717.73	250,430,113.42	444,045,831.15	161,314,808.88	241,404,794.34	402,719,603.22	-	448,612,168.85	31,640,218.59	9,686,009.34
<b>AGRARIAN JUSTICE DELIVERY PROGRAM</b>	32010000000000	892,658,000.00	-	892,658,000.00	892,658,000.00	-	(6,108,994.25)	6,108,994.25	892,658,000.00	193,615,717.73	250,430,113.42	444,045,831.15	161,314,808.88	241,404,794.34	402,719,603.22	-	448,612,168.85	31,640,218.59	9,686,009.34
Supervision and Management for Effective Delivery of Legal Services and Adjudication of Agrarian Cases	320100100001000	75,517,000.00	-	75,517,000.00	75,517,000.00	-	(4,837,794.25)	4,837,794.25	75,517,000.00	17,830,385.58	23,596,043.35	41,426,428.93	11,667,949.19	24,446,641.29	36,114,590.48	-	34,090,571.07	2,733,082.45	2,578,756.00
PS	5010000000	32,688,000.00	-	32,688,000.00	32,688,000.00	-	-	-	32,688,000.00	7,767,899.50	14,137,877.37	21,905,776.87	7,761,099.50	14,044,280.54	21,805,380.04	-	10,782,223.13	100,396.83	-
MOOE	5020000000	42,829,000.00	-	42,829,000.00	42,829,000.00	-	(4,837,794.25)	4,837,794.25	42,829,000.00	10,062,486.08	9,458,165.98	19,520,652.06	3,906,849.69	10,402,360.75	14,309,210.44	-	23,308,347.94	2,632,685.62	2,578,756.00
CO	5060000000	-	-	-	-	-	-	-	-	-	-	-	-	-	-	-	-	-	-
Adjudication of Agrarian Reform Cases	320100100002000	225,897,000.00	-	225,897,000.00	225,897,000.00	-	(891,200.00)	891,200.00	225,897,000.00	45,962,210.10	57,144,546.36	103,106,756.46	35,384,434.45	52,812,946.18	88,197,380.63	-	122,790,243.54	10,670,156.85	4,239,218.98
PS	5010000000	92,328,000.00	-	92,328,000.00	92,328,000.00	-	-	-	92,328,000.00	20,401,338.29	25,644,448.75	46,045,787.04	19,656,107.30	25,720,701.13	45,376,808.43	-	46,282,212.96	668,976.61	-
MOOE	5020000000	133,569,000.00	-	133,569,000.00	133,569,000.00	-	(891,200.00)	891,200.00	133,569,000.00	25,560,871.81	31,500,097.61	57,060,969.42	15,728,327.15	27,092,245.05	42,820,572.20	-	76,508,030.58	10,001,178.24	4,239,218.98
CO	5060000000	-	-	-	-	-	-	-	-	-	-	-	-	-	-	-	-	-	-
Resolution of Agrarian Law of Implementation Cases	320100100003000	73,427,000.00	-	73,427,000.00	73,427,000.00	-	(130,000.00)	130,000.00	73,427,000.00	13,366,397.54	14,522,597.46	27,888,995.00	8,064,176.44	13,856,575.48	21,920,751.92	-	45,538,005.00	4,690,644.84	1,277,598.25
PS	5010000000	-	-	-	-	-	-	-	-	-	-	-	-	-	-	-	-	-	-
MOOE	5020000000	73,427,000.00	-	73,427,000.00	73,427,000.00	-	(130,000.00)	130,000.00	73,427,000.00	13,366,397.54	14,522,597.46	27,888,995.00	8,064,176.44	13,856,575.48	21,920,751.92	-	45,538,005.00	4,690,644.84	1,277,598.25
CO	5060000000	-	-	-	-	-	-	-	-	-	-	-	-	-	-	-	-	-	-
Provision of Agrarian Legal Assistance	320100100004000	517,817,000.00	-	517,817,000.00	517,817,000.00	-	(250,000.00)	250,000.00	517,817,000.00	116,456,724.51	155,166,926.25	271,623,650.76	106,198,248.80	150,288,631.39	256,486,880.19	-	246,193,349.24	13,546,334.46	1,590,436.11
PS	5010000000	365,666,000.00	-	365,666,000.00	365,666,000.00	-	-	-	365,666,000.00	90,093,588.54	120,778,947.27	210,872,535.81	87,642,415.07	119,984,119.37	207,626,534.44	-	154,793,464.19	3,246,001.37	-
MOOE	5020000000	152,151,000.00	-	152,151,000.00	152,151,000.00	-	(250,000.00)	250,000.00	152,151,000.00	26,363,135.97	34,387,978.98	60,751,114.95	18,555,833.73	30,304,512.02	48,860,345.75	-	91,399,885.05	10,300,333.09	1,590,436.11
CO	5060000000	-	-	-	-	-	-	-	-	-	-	-	-	-	-	-	-	-	-
<b>Sub-total Agrarian Justice Delivery Program (AJDP)</b>	32010000000000	892,658,000.00	-	892,658,000.00	892,658,000.00	-	(6,108,994.25)	6,108,994.25	892,658,000.00	193,615,717.73	250,430,113.42	444,045,831.15	161,314,808.88	241,404,794.34	402,719,603.22	-	448,612,168.85	31,640,218.59	9,686,009.34
PS	5010000000	490,682,000.00	-	490,682,000.00	490,682,000.00	-	-	-	490,682,000.00	118,262,826.33	160,561,273.39	278,824,099.72	115,059,621.87	159,749,101.04	274,808,722.91	-	211,857,900.28	4,015,376.81	-
MOOE	5020000000	401,976,000.00	-	401,976,000.00	401,976,000.00	-	(6,108,994.25)	6,108,994.25	401,976,000.00	75,352,891.40	89,868,840.03	165,221,731.43	46,255,187.01	81,655,693.30	127,910,880.31	-	236,754,268.57	27,624,841.79	9,686,009.34
CO	5060000000	-	-	-	-	-	-	-	-	-	-	-	-	-	-	-	-	-	-
<b>OO : Agrarian Reform Areas Improved</b>	33000000000000	1,677,967,000.00	0.00	1,677,967,000.00	1,677,967,000.00	0.00	(17,308,478.00)	17,308,478.00	1,677,967,000.00	388,085,774.56	501,123,777.72	889,209,552.28	229,180,808.62	485,786,409.34	714,967,217.96	-	788,757,447.72	144,415,869.42	29,826,464.90
<b>AR BENEFICIARIES DEVELOPMENT and SUSTAINABILITY PROGRAM</b>	33010000000000	1,677,967,000.00	0.00	1,677,967,000.00	1,677,967,000.00	0.00	(17,308,478.00)	17,308,478.00	1,677,967,000.00	388,085,774.56	501,123,777.72	889,209,552.28	229,180,808.62	485,786,409.34	714,967,217.96	-	788,757,447.72	144,415,869.42	29,826,464.90
Supervision and Management for Effective Delivery of Support Services	330100100001000	147,805,000.00	-	147,805,000.00	147,805,000.00	-	(5,515,070.00)	5,515,070.00	147,805,000.00	33,203,375.40	39,632,107.92	72,835,483.32	21,390,593.75	38,206,173.91	59,596,767.66	-	74,969,516.68	7,121,021.33	6,117,694.33
PS	5010000000	45,386,000.00	-	45,386,000.00	45,386,000.00	-	-	-	45,386,000.00	10,360,941.00	16,779,713.04	27,140,654.04	10,321,883.79	16,703,402.75	27,025,286.54	-	18,245,345.96	115,367.50	-
MOOE	5020000000	102,419,000.00	-	102,419,000.00	102,419,000.00	-	(5,515,070.00)	5,515,070.00	102,419,000.00	22,842,434.40	22,852,394.88	45,694,829.28	11,068,709.96	21,502,771.16	32,571,481.12	-	56,724,170.72	7,005,653.83	6,117,694.33
CO	5060000000	-	-	-	-	-	-	-	-	-	-	-	-	-	-	-	-	-	-
Social Infrastructure Building (SIB)	330100100002000	870,885,000.00	0.00	870,885,000.00	870,885,000.00	0.00	(913,600.00)	913,600.00	870,885,000.00	184,613,859.03	251,873,915.01	436,487,774.04	167,857,905.09	242,139,179.03	409,997,084.12	-	434,397,225.96	23,330,079.07	3,160,610.85
PS	5010000000	750,613,000.00	0.00	750,613,000.00	750,613,000.00	0.00	-	-	750,613,000.00	160,596,343.49	214,812,206.69	375,408,550.18	156,267,435.84	212,006,865.87	368,274,301.71	-	375,204,449.82	7,134,248.47	-
MOOE	5020000000	120,272,000.00	-	120,272,000.00	120,272,000.00	(0.00)	(913,600.00)	913,600.00	120,272,000.00	24,017,515.54	37,061,708.32	61,079,223.86	11,590,469.25	30,132,313.16	41,722,782.41	-	59,192,776.14	16,195,830.60	3,160,610.85
CO	5060000000	-	-	-	-	-	-	-	-	-	-	-	-	-	-	-	-	-	-
Enterprise Development and Economic Support	330100100003000	232,881,000.00	-	232,881,000.00	232,881,000.00	-	(5,874,408.00)	5,874,408.00	232,881,000.00	24,892,112.41	64,801,421.91	89,693,534.32	9,740,095.73	43,527,109.18	53,267,204.91	-	143,187,465.68	29,279,365.67	7,146,963.74
PS	5010000000	-	-	-	-	-	-	-	-	-	-	-	-	-	-	-	-	-	-
MOOE	5020000000	232,881,000.00	-	232,881,000.00	232,881,000.00	-	(5,874,408.00)	5,874,408.00	232,881,000.00	24,892,112.41	64,801,421.91	89,693,534.32	9,740,095.73	43,527,109.18	53,267,204.91	-	143,187,465.68	29,279,365.67	7,146,963.74
CO	5060000000	-	-	-	-	-	-	-	-	-	-	-	-	-	-	-	-	-	-
Climate Resilient Farm Productivity Support	330100100004000	426,396,000.00	-	426,396,000.00	426,396,000.00	-	(5,005,400.00)	5,005,400.00	426,396,000.00	145,376,427.72	144,816,332.88	290,192,760.60	30,192,214.05	161,913,947.22	192,106,161.27	-	136,203,239.40	84,685,403.35	13,401,195.98
PS	5010000000	-	-	-	-	-	-	-	-	-	-	-	-	-	-	-	-	-	-
MOOE	5020000000	426,396,000.00	-	426,396,000.00	426,396,000.00	-	(5,005,400.00)	5,005,400.00	426,396,000.00	145,376,427.72	144,816,332.88	290,192,760.60	30,192,214.05	161,913,947.22	192,106,161.27	-	136,203,239.40	84,685,403.35	13,401,195.98
CO	5060000000	-	-	-	-	-	-	-	-	-	-	-	-	-	-	-	-	-	-
<b>AR Beneficiaries Development and Sustainability Program (ARBDSF)</b>	33010000000000	1,677,967,000.00	0.00	1,677,967,000.00	1,677,967,000.00	0.00	(17,308,478.00)	17,308,478.00	1,677,967,00										

DEPARTMENT OF AGRARIAN REFORM  
 STATEMENT OF APPROPRIATIONS, ALLOTMENTS, OBLIGATIONS, DISBURSEMENTS AND BALANCES  
 As at the Quarter Ending June 30, 2024


FAR No. 1


Department : DEPARTMENT OF AGRARIAN REFORM  
 Agency/Entity : OFFICE OF THE SECRETARY  
 Operating Unit : CONSOLIDATED  
 Organization Code (UAC) : 040010000000  
 Funding Cluster : 01 - Regular Agency Fund


X X X X X  
 Current Year Appropriations  
 Supplemental Appropriations  
 Continuing Appropriations


FINAL

Particulars		C O N S O L I D A T I O N																	
		Appropriations			Allotments			Obligations			Disbursements			Balances					
		Authorized Appropriations	Adjustments (To)/From, Modifications/Augmentations	Adjusted Appropriations	Allotments Received	Adjustments (Reductions, Modifications/Augmentations)	Transfer To	Transfer From	Adjusted Allotments	1st Quarter	2nd Quarter	TOTAL	1st Quarter	2nd Quarter	TOTAL	Unreleased Appropriations	Unobligated Allotments	Unpaid Obligations (15-20) = (23+24)	
										March 31	June 30		March 31	June 30				Due and Demandable	Not Yet Due and Demandable
1	2	3	4	5=(3+4)	6	7	8	9	10=[(6+(-7)-8)+9]	11	12	13=(11+12+13+14)	16	17	18=(16+17+18+19)	21=(5-10)	22=(10-15)	23	24
<b>II. AUTOMATIC APPROPRIATIONS</b>																			
Retirement and Life Insurance Premiums																			
General Administrative and Support																			
General Management and Supervision																			
Administration of Personnel Benefits																			
Support to Operations																			
Policy Formulation, Planning, Monitoring and Evaluation, Information Management and Systems Development																			
Agrarian Reform Information and Education																			
Operations																			
Land Tenure Security Program ( LTSP )																			
Land Acquisition and Distribution ( LAD )																			
Non - Land Transfer Activities																			
Landowner's Compensation by LBP																			
Post - Land Distribution																			
Supervision and Management of Processes Relative to Land Tenure Security Program																			
Agrarian Justice Delivery Program ( AJDP )																			
Supervision and Management for Effective Delivery of Legal Services and Adjudication of Agrarian Cases																			
Adjudication of Agrarian Reform Cases																			
Resolution of Agrarian Law of Implementation Cases																			
Provision of Agrarian Legal Assistance																			
AR Beneficiaries Development and Sustainability Program ( ARBDSP )																			
Supervision and Management for Effective Delivery of Support Services																			
Social Infrastructure Building ( SIB )																			
Enterprise Development and Economic Support																			
Climate Resilient Farm Productivity Support																			
<b>III. SPECIAL PURPOSE FUND</b>																			
Miscellaneous Personnel Benefits Fund																			
Personnel Services																			
MOOE (Legal Defense Fund)																			
Pension and Gratuity Fund																			
Unprogrammed Appropriations For Payment of Personnel Benefits																			
<b>GRAND TOTAL</b>																			
PS																			
MOOE																			
CO																			
Recapitulation:																			
GAS																			
STO																			
LTSP																			
AJDP																			
ARBDSP																			
Automatic Appropriations																			
Special Purpose Fund																			

Certified Correct:   
 ATTY. MERCEDES S. BORONGAN  
 OIC - CAO, Budget Division  
 Date: 8

Certified Correct:   
 ONOFRE V. VALDEZ  
 OIC - Chief, Accounting Division  
 Date:

Recommending Approval:   
 DENNIS G. RAMOS  
 Director IV, FMS  
 Date:

Approved By:   
 LAN C. DE LEON  
 Undersecretary, FMAO  
 Date: