

DEPARTMENT OF AGRARIAN REFORM
STATEMENT OF APPROPRIATIONS, ALLOTMENTS, OBLIGATIONS, DISBURSEMENTS AND BALANCES
As at the Quarter Ending June 30, 2024

FAR No. 1

Department : **DEPARTMENT OF AGRARIAN REFORM**
 Agency/Entity : **OFFICE OF THE SECRETARY**
 Operating Unit : **CONSOLIDATED**
 Organization Code (UAC) : **040010000000**
 Funding Cluster : **01 - Regular Agency Fund**

	Current Year Appropriations
	Supplemental Appropriations
X X X X X	Continuing Appropriations

FINAL

		C O N S O L I D A T I O N																	
Particulars		Appropriations			Allotments			Obligations			Disbursements			Balances					
		Authorized Appropriations	Adjustments (To)/From, Modifications/Augmentations	Adjusted Appropriations	Allotments Received	Adjustments (Reductions, Modifications/Augmentations)	Transfer To	Transfer From	Adjusted Allotments	1st Quarter March 31	2nd Quarter June 30	TOTAL	1st Quarter March 31	2nd Quarter June 30	TOTAL	Unreleased Appropriations	Unobligated Allotments	Unpaid Obligations (15-20) = (23+24)	
1	2	3	4	5=(3+4)	6	7	8	9	10=[(6+(-)7)-8+9]	11	12	15=(11+12+13+14)	16	17	20=(16+17+18+19)	21=(5-10)	22=(10-15)	23	24
I. AGENCY SPECIFIC BUDGET	01101101	254,093,485.20	-	254,093,485.20	234,093,485.20	-	(44,418,890.95)	44,418,890.95	234,093,485.20	17,430,589.75	46,697,231.12	64,127,820.87	7,885,703.57	27,178,861.60	35,064,565.17	20,000,000.00	169,965,664.33	26,125,219.07	2,938,036.63
GENERAL ADMINISTRATIVE AND SUPPORT	1000000000000000	18,075,682.98	-	18,075,682.98	18,075,682.98	-	(744,000.00)	744,000.00	18,075,682.98	3,294,154.51	9,543,880.58	12,838,035.09	2,060,484.75	6,554,393.01	8,614,877.76	-	5,237,647.89	3,495,793.48	727,363.85
General Management and Supervision	1000001000010000	18,075,682.98	-	18,075,682.98	18,075,682.98	-	(744,000.00)	744,000.00	18,075,682.98	3,294,154.51	9,543,880.58	12,838,035.09	2,060,484.75	6,554,393.01	8,614,877.76	-	5,237,647.89	3,495,793.48	727,363.85
PS	5010000000	-	-	-	-	-	-	-	-	-	-	-	-	-	-	-	-	-	-
MOOE	5020000000	18,075,682.98	-	18,075,682.98	18,075,682.98	-	(744,000.00)	744,000.00	18,075,682.98	3,294,154.51	9,543,880.58	12,838,035.09	2,060,484.75	6,554,393.01	8,614,877.76	-	5,237,647.89	3,495,793.48	727,363.85
CO	5060000000	-	-	-	-	-	-	-	-	-	-	-	-	-	-	-	-	-	-
Administration of Personnel Benefits	1000001000020000	-	-	-	-	-	-	-	-	-	-	-	-	-	-	-	-	-	-
PS	5010000000	-	-	-	-	-	-	-	-	-	-	-	-	-	-	-	-	-	-
MOOE	5020000000	-	-	-	-	-	-	-	-	-	-	-	-	-	-	-	-	-	-
CO	5060000000	-	-	-	-	-	-	-	-	-	-	-	-	-	-	-	-	-	-
Sub-total General Administration and Support	1000000000000000	18,075,682.98	-	18,075,682.98	18,075,682.98	-	(744,000.00)	744,000.00	18,075,682.98	3,294,154.51	9,543,880.58	12,838,035.09	2,060,484.75	6,554,393.01	8,614,877.76	-	5,237,647.89	3,495,793.48	727,363.85
PS	5010000000	-	-	-	-	-	-	-	-	-	-	-	-	-	-	-	-	-	-
MOOE	5020000000	18,075,682.98	-	18,075,682.98	18,075,682.98	-	(744,000.00)	744,000.00	18,075,682.98	3,294,154.51	9,543,880.58	12,838,035.09	2,060,484.75	6,554,393.01	8,614,877.76	-	5,237,647.89	3,495,793.48	727,363.85
CO	5060000000	-	-	-	-	-	-	-	-	-	-	-	-	-	-	-	-	-	-
SUPPORT TO OPERATIONS	2000000000000000	7,510,175.45	-	7,510,175.45	7,510,175.45	-	(60,000.00)	60,000.00	7,510,175.45	618,895.03	1,855,885.90	2,474,780.93	461,166.54	1,527,805.16	1,988,971.70	-	5,035,394.52	358,682.56	127,126.67
Policy Formulation, Planning, Monitoring and Evaluation, Information Management and Systems Development	2000001000010000	4,784,455.69	-	4,784,455.69	4,784,455.69	-	(60,000.00)	60,000.00	4,784,455.69	618,895.03	1,658,160.04	2,277,055.07	461,166.54	1,451,279.30	1,912,445.84	-	2,507,400.62	237,482.56	127,126.67
PS	5010000000	-	-	-	-	-	-	-	-	-	-	-	-	-	-	-	-	-	-
MOOE	5020000000	4,784,455.69	-	4,784,455.69	4,784,455.69	-	(60,000.00)	60,000.00	4,784,455.69	618,895.03	1,658,160.04	2,277,055.07	461,166.54	1,451,279.30	1,912,445.84	-	2,507,400.62	237,482.56	127,126.67
CO	5060000000	-	-	-	-	-	-	-	-	-	-	-	-	-	-	-	-	-	-
Agrarian Reform Information and Education	2000001000020000	2,725,719.76	-	2,725,719.76	2,725,719.76	-	-	-	2,725,719.76	-	197,725.86	197,725.86	-	76,525.86	76,525.86	-	2,527,993.90	121,200.00	-
PS	5010000000	-	-	-	-	-	-	-	-	-	-	-	-	-	-	-	-	-	-
MOOE	5020000000	2,725,719.76	-	2,725,719.76	2,725,719.76	-	-	-	2,725,719.76	-	197,725.86	197,725.86	-	76,525.86	76,525.86	-	2,527,993.90	121,200.00	-
CO	5060000000	-	-	-	-	-	-	-	-	-	-	-	-	-	-	-	-	-	-
Sub-total Support to Operations	1000000000000000	7,510,175.45	-	7,510,175.45	7,510,175.45	-	(60,000.00)	60,000.00	7,510,175.45	618,895.03	1,855,885.90	2,474,780.93	461,166.54	1,527,805.16	1,988,971.70	-	5,035,394.52	358,682.56	127,126.67
PS	5010000000	-	-	-	-	-	-	-	-	-	-	-	-	-	-	-	-	-	-
MOOE	5020000000	7,510,175.45	-	7,510,175.45	7,510,175.45	-	(60,000.00)	60,000.00	7,510,175.45	618,895.03	1,855,885.90	2,474,780.93	461,166.54	1,527,805.16	1,988,971.70	-	5,035,394.52	358,682.56	127,126.67
CO	5060000000	-	-	-	-	-	-	-	-	-	-	-	-	-	-	-	-	-	-
OPERATIONS	3000000000000000	208,357,470.49	-	208,357,470.49	208,357,470.49	-	(43,614,890.95)	43,614,890.95	208,357,470.49	13,517,540.21	35,147,464.64	48,665,004.85	5,364,052.28	18,946,663.43	24,310,715.71	-	159,692,465.64	22,270,743.03	2,083,546.11
OO : Tillers' Security of Tenure Ensured	3100000000000000	89,983,233.40	-	89,983,233.40	89,983,233.40	-	(20,950,960.70)	20,950,960.70	89,983,233.40	3,293,652.16	17,580,978.76	20,874,630.92	1,660,165.73	9,134,938.45	10,795,104.18	-	69,108,602.48	9,001,430.37	1,078,096.37
LAND TENURE SECURITY PROGRAM	3101000000000000	89,983,233.40	-	89,983,233.40	89,983,233.40	-	(20,950,960.70)	20,950,960.70	89,983,233.40	3,293,652.16	17,580,978.76	20,874,630.92	1,660,165.73	9,134,938.45	10,795,104.18	-	69,108,602.48	9,001,430.37	1,078,096.37
Land Acquisition and Distribution (LAD)	3101001000010000	59,216,789.05	-	59,216,789.05	59,216,789.05	-	(15,693,840.70)	15,693,840.70	59,216,789.05	1,529,163.98	9,258,816.92	10,787,980.90	837,509.30	4,293,229.60	5,130,738.90	-	48,428,808.15	4,728,370.52	928,871.48
PS	5010000000	-	-	-	-	-	-	-	-	-	-	-	-	-	-	-	-	-	-
MOOE	5020000000	59,216,789.05	-	59,216,789.05	59,216,789.05	-	(15,693,840.70)	15,693,840.70	59,216,789.05	1,529,163.98	9,258,816.92	10,787,980.90	837,509.30	4,293,229.60	5,130,738.90	-	48,428,808.15	4,728,370.52	928,871.48
CO	5060000000	-	-	-	-	-	-	-	-	-	-	-	-	-	-	-	-	-	-
Non - Land Transfer Activities	3101001000020000	559,193.34	-	559,193.34	559,193.34	-	-	-	559,193.34	18,715.72	137,306.42	156,022.14	16,683.72	65,758.19	82,441.91	-	403,171.20	72,463.23	1,117.00
PS	5010000000	-	-	-	-	-	-	-	-	-	-	-	-	-	-	-	-	-	-
MOOE	5020000000	559,193.34	-	559,193.34	559,193.34	-	-	-	559,193.34	18,715.72	137,306.42	156,022.14	16,683.72	65,758.19	82,441.91	-	403,171.20	72,463.23	1,117.00
CO	5060000000	-	-	-	-	-	-	-	-	-	-	-	-	-	-	-	-	-	-
Landowner's Compensation by LBP	3101001000030000	-	-	-	-	-	-	-	-	-	-	-	-	-	-	-	-	-	-
PS	5010000000	-	-	-	-	-	-	-	-	-	-	-	-	-	-	-	-	-	-
MOOE	5020000000	-	-	-	-	-	-	-	-	-	-	-	-	-	-	-	-	-	-
CO	5060000000	-	-	-	-	-	-	-	-	-	-	-	-	-	-	-	-	-	-
Post - Land Distribution	3101001000040000	11,481,941.50	-	11,481,941.50	11,481,941.50	-	(3,770,830.00)	3,770,830.00	11,481,941.50	1,144,403.83	4,015,399.41	5,159,803.24	585,594.08	2,056,942.03	2,642,536.11	-	6,322,138.26	2,500,943.13	16,324.00
PS	5010000000	-	-	-	-	-	-	-	-	-	-	-	-	-	-	-	-	-	-
MOOE	5020000000	11,481,941.50	-	11,481,941.50	11,481,941.50	-	(3,770,830.00)	3,770,830.00	11,481,941.50	1,144,403.83	4,015,399.41	5,159,803.24	585,594.08	2,056,942.03	2,642,536.11	-	6,322,138.26	2,500,943.13	16,324.00
CO	5060000000	-	-	-	-	-	-	-	-	-	-	-	-	-	-	-	-	-	-
Supervision and Management of Processes Relative to Land Tenure Security Program	3101001000050000	18,725,309.51	-	18,725,309.51	18,725,309.51	-	(1,486,290.00)	1,486,290.00	18,725,309.51	601,368.63	4,169,456.01	4,770,824.64	220,378.63	2,719,008.63	2,939,387.26	-	13,954,484.87	1,699,653.49	131,783.89
PS	5010000000	-	-	-	-	-	-	-	-	-	-	-	-	-	-	-	-	-	-
MOOE	5020000000	18,725,309.51	-	18,725,309.51	18,725,309.51	-	(1,486,290.00)	1,486,290.00	18,725,309.51	601,368.63	4,169,456.01	4,770,824.64	220,378.63	2,719,008.63	2,939,387.26	-	13,954,484.87	1,699,653.49	131,783.89
CO	5060000000	-	-	-	-	-	-	-	-	-	-	-	-	-	-	-	-	-	-
Sub-total Land Tenure Security Program (LTSP)	3101000000000000	89,983,233.40	-	89,983,233.40															

DEPARTMENT OF AGRARIAN REFORM
STATEMENT OF APPROPRIATIONS, ALLOTMENTS, OBLIGATIONS, DISBURSEMENTS AND BALANCES
As at the Quarter Ending June 30, 2024





Department : **DEPARTMENT OF AGRARIAN REFORM**
 Agency/Entity : **OFFICE OF THE SECRETARY**
 Operating Unit : **CONSOLIDATED**
 Organization Code (UAC) : **04001000000**
 Funding Cluster : **01 - Regular Agency Fund**

FAR No. 1

	Current Year Appropriations
	Supplemental Appropriations
X X X X X	Continuing Appropriations

FINAL

C O N S O L I D A T I O N																			
Particulars		Appropriations			Allotments					Obligations			Disbursements			Balances			
		Authorized Appropriations	Adjustments (Transfer To)/From, Modifications/Augmentations	Adjusted Appropriations	Allotments Received	Adjustments (Reductions, Modifications/Augmentations)	Transfer To	Transfer From	Adjusted Allotments	1st Quarter March 31	2nd Quarter June 30	TOTAL	1st Quarter March 31	2nd Quarter June 30	TOTAL	Unreleased Appropriations	Unobligated Allotments	Unpaid Obligations (15-20) = (23+24)	
																		Due and Demandable	Not Yet Due and Demandable
1	2	3	4	5=(3+4)	6	7	8	9	10=[(6+(-)7)-8+9]	11	12	13=(11+12+13+14)	16	17	20=(16+17+18+19)	21=(5-10)	22=(10-15)	23	24
LOCALLY-FUNDED PROJECT(S)		20,150,156.28	-	20,150,156.28	150,156.28	-	-	-	150,156.28	-	150,000.00	150,000.00	-	150,000.00	150,000.00	20,000,000.00	156.28	-	-
Construction/Renovation of the Main Building	330100200001000	20,000,000.00	-	20,000,000.00	-	-	-	-	-	-	-	-	-	-	-	20,000,000.00	-	-	-
PS	5010000000	-	-	-	-	-	-	-	-	-	-	-	-	-	-	-	-	-	-
MOOE	5020000000	-	-	-	-	-	-	-	-	-	-	-	-	-	-	-	-	-	-
CO	5060000000	20,000,000.00	-	20,000,000.00	-	-	-	-	-	-	-	-	-	-	-	20,000,000.00	-	-	-
Construction of Building, DAR - Region VIII	330100200002000	150,156.28	-	150,156.28	150,156.28	-	-	-	150,156.28	-	150,000.00	150,000.00	-	150,000.00	150,000.00	-	156.28	-	-
PS	5010000000	-	-	-	-	-	-	-	-	-	-	-	-	-	-	-	-	-	-
MOOE	5020000000	-	-	-	-	-	-	-	-	-	-	-	-	-	-	-	-	-	-
CO	5060000000	150,156.28	-	150,156.28	150,156.28	-	-	-	150,156.28	-	150,000.00	150,000.00	-	150,000.00	150,000.00	-	156.28	-	-
TOTAL LOCALLY-FUNDED PROJECT(S)		20,150,156.28	-	20,150,156.28	150,156.28	-	-	-	150,156.28	-	150,000.00	150,000.00	-	150,000.00	150,000.00	20,000,000.00	156.28	-	-
PS	5010000000	-	-	-	-	-	-	-	-	-	-	-	-	-	-	-	-	-	-
MOOE	5020000000	-	-	-	-	-	-	-	-	-	-	-	-	-	-	-	-	-	-
CO	5060000000	20,150,156.28	-	20,150,156.28	150,156.28	-	-	-	150,156.28	-	150,000.00	150,000.00	-	150,000.00	150,000.00	20,000,000.00	156.28	-	-
TOTAL AGENCY SPECIFIC BUDGET		254,093,485.20	-	254,093,485.20	234,093,485.20	-	(44,418,890.95)	44,418,890.95	234,093,485.20	17,430,589.75	46,697,231.12	64,127,820.87	7,885,703.57	27,178,861.60	35,064,565.17	20,000,000.00	169,965,664.33	26,125,219.07	2,938,036.63
PS	5010000000	-	-	-	-	-	-	-	-	-	-	-	-	-	-	-	-	-	-
MOOE	5020000000	233,943,328.92	-	233,943,328.92	233,943,328.92	-	(44,418,890.95)	44,418,890.95	233,943,328.92	17,430,589.75	46,547,231.12	63,977,820.87	7,885,703.57	27,028,861.60	34,914,565.17	-	169,965,508.05	26,125,219.07	2,938,036.63
CO	5060000000	20,150,156.28	-	20,150,156.28	150,156.28	-	-	-	150,156.28	-	150,000.00	150,000.00	-	150,000.00	150,000.00	20,000,000.00	156.28	-	-
II. AUTOMATIC APPROPRIATIONS	01104102	-	-	-	-	-	-	-	-	-	-	-	-	-	-	-	-	-	-
III. SPECIAL PURPOSE FUND		-	807,500.00	807,500.00	-	807,500.00	-	-	807,500.00	-	807,500.00	807,500.00	-	807,500.00	807,500.00	-	-	-	-
Contingent Fund	01101402	-	807,500.00	807,500.00	-	807,500.00	-	-	807,500.00	-	807,500.00	807,500.00	-	807,500.00	807,500.00	-	-	-	-
MOOE		-	807,500.00	807,500.00	-	807,500.00	-	-	807,500.00	-	807,500.00	807,500.00	-	807,500.00	807,500.00	-	-	-	-
GRAND TOTAL		254,093,485.20	807,500.00	254,900,985.20	234,093,485.20	807,500.00	(44,418,890.95)	44,418,890.95	234,900,985.20	17,430,589.75	47,504,731.12	64,935,320.87	7,885,703.57	27,986,361.60	35,872,065.17	20,000,000.00	169,965,664.33	26,125,219.07	2,938,036.63
PS		-	-	-	-	-	-	-	-	-	-	-	-	-	-	-	-	-	-
MOOE		233,943,328.92	807,500.00	234,750,828.92	233,943,328.92	807,500.00	(44,418,890.95)	44,418,890.95	234,750,828.92	17,430,589.75	47,354,731.12	64,785,320.87	7,885,703.57	27,836,361.60	35,722,065.17	-	169,965,508.05	26,125,219.07	2,938,036.63
CO		20,150,156.28	-	20,150,156.28	150,156.28	-	-	-	150,156.28	-	150,000.00	150,000.00	-	150,000.00	150,000.00	20,000,000.00	156.28	-	-
Recapitulation:		233,943,328.92	807,500.00	234,750,828.92	233,943,328.92	807,500.00	(44,418,890.95)	44,418,890.95	234,750,828.92	17,430,589.75	47,354,731.12	64,785,320.87	7,885,703.57	27,836,361.60	35,722,065.17	-	169,965,508.05	26,125,219.07	2,938,036.63
GAS		18,075,682.98	-	18,075,682.98	18,075,682.98	-	(744,000.00)	744,000.00	18,075,682.98	3,294,154.51	9,543,880.58	12,838,035.09	2,060,484.75	6,554,393.01	8,614,877.76	-	5,237,647.89	3,495,793.48	727,363.85
STO		7,510,175.45	-	7,510,175.45	7,510,175.45	-	(60,000.00)	60,000.00	7,510,175.45	618,895.03	1,855,885.90	2,474,780.93	461,166.54	1,527,805.16	1,988,971.70	-	5,035,394.52	358,682.56	127,126.67
LTSP		89,983,233.40	-	89,983,233.40	89,983,233.40	-	(20,950,960.70)	20,950,960.70	89,983,233.40	3,293,652.16	17,580,978.76	20,874,630.92	1,660,165.73	9,134,938.45	10,795,104.18	-	69,108,602.48	9,001,430.37	1,078,096.37
AJDP		22,558,864.21	-	22,558,864.21	22,558,864.21	-	(237,785.25)	237,785.25	22,558,864.21	1,173,270.95	4,050,948.50	5,224,219.45	784,663.25	2,767,994.70	3,552,657.95	-	17,334,644.76	963,971.64	707,589.86
ARBDS		95,815,372.87	-	95,815,372.87	95,815,372.87	-	(22,426,145.00)	22,426,145.00	95,815,372.87	9,050,617.10	13,515,537.38	22,566,154.48	2,919,223.30	7,043,730.28	9,962,953.58	-	73,249,218.39	12,305,341.02	297,859.88
Automatic Appropriations		-	-	-	-	-	-	-	-	-	-	-	-	-	-	-	-	-	-
Special Purpose Fund		-	807,500.00	807,500.00	-	807,500.00	-	-	807,500.00	-	807,500.00	807,500.00	-	807,500.00	807,500.00	-	-	-	-

Certified Correct:  ATTY. MERCEDES S. BORONGAN OIC - CAO, Budget Division Date: <i>mm/dd</i>	Certified Correct:  ONOFRE V. VALDEZ OIC - Chief, Accounting Division Date:	Recommending Approval:  DENNIS G. RAMOS Director IV, FMS Date:	Approved By:  LANI C. DE LEON Undersecretary, FMAO Date:
--	--	--	--