

DEPARTMENT OF AGRARIAN REFORM
STATEMENT OF APPROPRIATIONS, ALLOTMENTS, OBLIGATIONS, DISBURSEMENTS AND BALANCES
As at the Quarter Ending December 31, 2023

Department : DEPARTMENT OF AGRARIAN REFORM
 Agency/Entity : OFFICE OF THE SECRETARY
 Operating Unit : CONSOLIDATED
 Organization Code (UAC) : 040010000000
 Funding Cluster : 03 - Special Account - Locally Funded/Domestic Grants Fund

FAR No. 1
 X X X X X Current Year Appropriations
 Supplemental Appropriations
 Continuing Appropriations

FINAL - REVISED - 04-02-2024

Particulars	UACS CODE	C O N S O L I D A T I O N																					
		Appropriations			Allotments						Obligations					Disbursements				Balances			
		Authorized Appropriations	Adjustments (Transfer To)/From, Modifications/Augmentations	Adjusted Appropriations	Allotments Received	Adjustments (Reductions, Modifications/Augmentations)	Transfer To	Transfer From	Adjusted Allotments	1st Quarter March 31	2nd Quarter June 30	3rd Quarter Sept. 30	4th Quarter Dec. 31	TOTAL	1st Quarter March 31	2nd Quarter June 30	3rd Quarter Sept. 30	4th Quarter Dec. 31	TOTAL	Unreleased Appropriations	Unobligated Allotments	Unpaid Obligations (15-20) = (23+24)	
		3	4	5=(3+4)	6	7	8	9	10=[(6+(-)7)-8+9]	11	12	13	14	15=(11+12+13+14)	16	17	18	19	20=(16+17+18+19)	21=(5-10)	22=(10-15)	23	24
I. AGRARIAN REFORM FUND	03104322	1,000,000,000.00	1,665,500,000.00	2,665,500,000.00	2,665,500,000.00	-	-	-	2,665,500,000.00	-	-	-	2,665,500,000.00	2,665,500,000.00	-	-	-	1,201,300,000.00	1,201,300,000.00	-	-	311,980,317.68	1,152,219,682.32
SUPPORT TO OPERATIONS	2000000000000000	-	-	-	-	-	-	-	-	-	-	-	-	-	-	-	-	-	-	-	-	-	-
Agrarian Reform Information and Education	200000100002000	-	-	-	-	-	-	-	-	-	-	-	-	-	-	-	-	-	-	-	-	-	-
PS	5010000000	-	-	-	-	-	-	-	-	-	-	-	-	-	-	-	-	-	-	-	-	-	-
MOOE	5020000000	-	-	-	-	-	-	-	-	-	-	-	-	-	-	-	-	-	-	-	-	-	-
CO	5060000000	-	-	-	-	-	-	-	-	-	-	-	-	-	-	-	-	-	-	-	-	-	-
Sub-total Support to Operations	1000000000000000	-	-	-	-	-	-	-	-	-	-	-	-	-	-	-	-	-	-	-	-	-	-
PS	5010000000	-	-	-	-	-	-	-	-	-	-	-	-	-	-	-	-	-	-	-	-	-	-
MOOE	5020000000	-	-	-	-	-	-	-	-	-	-	-	-	-	-	-	-	-	-	-	-	-	-
CO	5060000000	-	-	-	-	-	-	-	-	-	-	-	-	-	-	-	-	-	-	-	-	-	-
OPERATIONS	3000000000000000	1,000,000,000.00	1,665,500,000.00	2,665,500,000.00	2,665,500,000.00	-	-	-	2,665,500,000.00	-	-	-	2,665,500,000.00	2,665,500,000.00	-	-	-	1,201,300,000.00	1,201,300,000.00	-	-	311,980,317.68	1,152,219,682.32
OO : Tillers' Security of Tenure Ensured	3100000000000000	250,000,000.00	(250,000,000.00)	-	-	-	-	-	-	-	-	-	-	-	-	-	-	-	-	-	-	-	-
LAND TENURE SECURITY PROGRAM	3101000000000000	250,000,000.00	(250,000,000.00)	-	-	-	-	-	-	-	-	-	-	-	-	-	-	-	-	-	-	-	-
Landowner's Compensation by LBP	310100100003000	250,000,000.00	(250,000,000.00)	-	-	-	-	-	-	-	-	-	-	-	-	-	-	-	-	-	-	-	-
PS	5010000000	-	-	-	-	-	-	-	-	-	-	-	-	-	-	-	-	-	-	-	-	-	-
MOOE	5020000000	250,000,000.00	(250,000,000.00)	-	-	-	-	-	-	-	-	-	-	-	-	-	-	-	-	-	-	-	-
CO	5060000000	-	-	-	-	-	-	-	-	-	-	-	-	-	-	-	-	-	-	-	-	-	-
Sub-total Land Tenure Security Program (LTSP)	3101000000000000	250,000,000.00	(250,000,000.00)	-	-	-	-	-	-	-	-	-	-	-	-	-	-	-	-	-	-	-	-
PS	5010000000	-	-	-	-	-	-	-	-	-	-	-	-	-	-	-	-	-	-	-	-	-	-
MOOE	5020000000	250,000,000.00	(250,000,000.00)	-	-	-	-	-	-	-	-	-	-	-	-	-	-	-	-	-	-	-	-
CO	5060000000	-	-	-	-	-	-	-	-	-	-	-	-	-	-	-	-	-	-	-	-	-	-
OO : Agrarian Reform Areas Improved	3300000000000000	750,000,000.00	1,915,500,000.00	2,665,500,000.00	2,665,500,000.00	-	-	-	2,665,500,000.00	-	-	-	2,665,500,000.00	2,665,500,000.00	-	-	-	1,201,300,000.00	1,201,300,000.00	-	-	311,980,317.68	1,152,219,682.32
AR BENEFICIARIES DEVELOPMENT and SUSTAINABILITY PROGRAM	3301000000000000	750,000,000.00	1,915,500,000.00	2,665,500,000.00	2,665,500,000.00	-	-	-	2,665,500,000.00	-	-	-	2,665,500,000.00	2,665,500,000.00	-	-	-	1,201,300,000.00	1,201,300,000.00	-	-	311,980,317.68	1,152,219,682.32
Climate Resilient Farm Productivity Support	330100100004000	750,000,000.00	1,915,500,000.00	2,665,500,000.00	2,665,500,000.00	-	-	-	2,665,500,000.00	-	-	-	2,665,500,000.00	2,665,500,000.00	-	-	-	1,201,300,000.00	1,201,300,000.00	-	-	311,980,317.68	1,152,219,682.32
PS	5010000000	-	-	-	-	-	-	-	-	-	-	-	-	-	-	-	-	-	-	-	-	-	-
MOOE	5020000000	750,000,000.00	262,500,000.00	1,012,500,000.00	1,642,500,000.00	(630,000,000.00)	-	-	1,012,500,000.00	-	-	-	1,012,500,000.00	1,012,500,000.00	-	-	-	872,500,000.00	872,500,000.00	-	-	140,000,000.00	-
CO	5060000000	-	1,653,000,000.00	1,653,000,000.00	1,023,000,000.00	630,000,000.00	-	-	1,653,000,000.00	-	-	-	1,653,000,000.00	1,653,000,000.00	-	-	-	328,800,000.00	328,800,000.00	-	-	171,980,317.68	1,152,219,682.32
AR Beneficiaries Development and Sustainability Program (ARBDSP)	3301000000000000	750,000,000.00	1,915,500,000.00	2,665,500,000.00	2,665,500,000.00	-	-	-	2,665,500,000.00	-	-	-	2,665,500,000.00	2,665,500,000.00	-	-	-	1,201,300,000.00	1,201,300,000.00	-	-	311,980,317.68	1,152,219,682.32
PS	5010000000	-	-	-	-	-	-	-	-	-	-	-	-	-	-	-	-	-	-	-	-	-	-
MOOE	5020000000	750,000,000.00	262,500,000.00	1,012,500,000.00	1,642,500,000.00	(630,000,000.00)	-	-	1,012,500,000.00	-	-	-	1,012,500,000.00	1,012,500,000.00	-	-	-	872,500,000.00	872,500,000.00	-	-	140,000,000.00	-
CO	5060000000	-	1,653,000,000.00	1,653,000,000.00	1,023,000,000.00	630,000,000.00	-	-	1,653,000,000.00	-	-	-	1,653,000,000.00	1,653,000,000.00	-	-	-	328,800,000.00	328,800,000.00	-	-	171,980,317.68	1,152,219,682.32
Sub-total OPERATIONS	3000000000000000	1,000,000,000.00	1,665,500,000.00	2,665,500,000.00	2,665,500,000.00	-	-	-	2,665,500,000.00	-	-	-	2,665,500,000.00	2,665,500,000.00	-	-	-	1,201,300,000.00	1,201,300,000.00	-	-	311,980,317.68	1,152,219,682.32
PS	5010000000	-	-	-	-	-	-	-	-	-	-	-	-	-	-	-	-	-	-	-	-	-	-
MOOE	5020000000	1,000,000,000.00	12,500,000.00	1,012,500,000.00	1,642,500,000.00	(630,000,000.00)	-	-	1,012,500,000.00	-	-	-	1,012,500,000.00	1,012,500,000.00	-	-	-	872,500,000.00	872,500,000.00	-	-	140,000,000.00	-
CO	5060000000	-	1,653,000,000.00	1,653,000,000.00	1,023,000,000.00	630,000,000.00	-	-	1,653,000,000.00	-	-	-	1,653,000,000.00	1,653,000,000.00	-	-	-	328,800,000.00	328,800,000.00	-	-	171,980,317.68	1,152,219,682.32
TOTAL PROGRAMS		1,000,000,000.00	1,665,500,000.00	2,665,500,000.00	2,665,500,000.00	-	-	-	2,665,500,000.00	-	-	-	2,665,500,000.00	2,665,500,000.00	-	-	-	1,201,300,000.00	1,201,300,000.00	-	-	311,980,317.68	1,152,219,682.32
PS	5010000000	-	-	-	-	-	-	-	-	-	-	-	-	-	-	-	-	-	-	-	-	-	-
MOOE	5020000000	1,000,000,000.00	12,500,000.00	1,012,500,000.00	1,642,500,000.00	(630,000,000.00)	-	-	1,012,500,000.00	-	-	-	1,012,500,000.00	1,012,500,000.00	-	-	-	872,500,000.00	872,500,000.00	-	-	140,000,000.00	-
CO	5060000000	-	1,653,000,000.00	1,653,000,000.00	1,023,000,000.00	630,000,000.00	-	-	1,653,000,000.00	-	-	-	1,653,000,000.00	1,653,000,000.00	-	-	-	328,800,000.00	328,800,000.00	-	-	171,980,317.68	1,152,219,682.32
TOTAL AGRARIAN REFORM FUND		1,000,000,000.00	1,665,500,000.00	2,665,500,000.00	2,665,500,000.00	-	-	-	2,665,500,000.00	-	-	-	2,665,500,000.00	2,665,500,000.00	-	-	-	1,201,300,000.00	1,201,300,000.00	-	-	311,980,317.68	1,152,219,682.32
PS	5010000000	-	-	-	-	-	-	-	-	-	-	-	-	-	-	-	-	-	-	-	-	-	-
MOOE	5020000000	1,000,000,000.00	12,500,000.00	1,012,500,000.00	1,642,500,000.00	(630,000,000.00)	-	-	1,012,500,000.00	-	-	-	1,012,500,000.00	1,012,500,000.00	-	-	-	872,500,000.00	872,500,000.00	-	-	140,000,000.00	-
CO	5060000000	-	1,653,000,000.00	1,653,000,000.00	1,023,000,000.00	630,000,000.00	-	-	1,653,000,000.00	-	-	-	1,653,000,000.00	1,653,000,000.00	-	-	-	328,800,000.00	328,800,000.00	-	-	171,980,317.68	1,152,219,682.32

DEPARTMENT OF AGRARIAN REFORM
STATEMENT OF APPROPRIATIONS, ALLOTMENTS, OBLIGATIONS, DISBURSEMENTS AND BALANCES
As at the Quarter Ending December 31, 2023


Department : **DEPARTMENT OF AGRARIAN REFORM**
 Agency/Entity : **OFFICE OF THE SECRETARY**
 Operating Unit : **CONSOLIDATED**
 Organization Code (UAC) : **040010000000**
 Funding Cluster : **03 - Special Account - Locally Funded/Domestic Grants Fund**


FAR No. 1


X X X X X	Current Year Appropriations
	Supplemental Appropriations
	Continuing Appropriations


FINAL - REVISED - 04-02-2024

C O N S O L I D A T I O N																							
Particulars	UACS CODE	Appropriations			Allotments					Obligations					Disbursements					Balances			
		Authorized Appropriations	Adjustments (Transfer (To)/From, Modifications/Augmentations)	Adjusted Appropriations	Allotments Received	Adjustments (Reductions, Modifications/Augmentations)	Transfer To	Transfer From	Adjusted Allotments	1st Quarter March 31	2nd Quarter June 30	3rd Quarter Sept. 30	4th Quarter Dec. 31	TOTAL	1st Quarter March 31	2nd Quarter June 30	3rd Quarter Sept. 30	4th Quarter Dec. 31	TOTAL	Unreleased Appropriations	Unobligated Allotments	Unpaid Obligations (15-20) = (23+24)	
		3	4	5=(3+4)	6	7	8	9	10=(6+(-17)-8+9)	11	12	13	14	15=(11+12+13+14)	16	17	18	19	20=(16+17+18+19)	21=(5-10)	22=(10-15)	23	24
IV. Special Accounts in the General Fund - Fiduciary Fund for Agrarian Reform Education (SAGF - FARE)	03104321	2,357,000.00	-	2,357,000.00	2,344,000.00	-	-	-	2,344,000.00	-	-	-	2,249,000.00	2,249,000.00	-	-	-	1,034,000.00	1,034,000.00	13,000.00	95,000.00	1,215,000.00	-
Agrarian Reform Information and Education (MOOE)	200000100002000	2,357,000.00	-	2,357,000.00	2,344,000.00	-	-	-	2,344,000.00	-	-	-	2,249,000.00	2,249,000.00	-	-	-	1,034,000.00	1,034,000.00	13,000.00	95,000.00	1,215,000.00	-
GRAND TOTAL		1,002,357,000.00	1,665,500,000.00	2,667,857,000.00	2,667,844,000.00	-	-	-	2,667,844,000.00	-	-	-	2,667,749,000.00	2,667,749,000.00	-	-	-	1,202,334,000.00	1,202,334,000.00	13,000.00	95,000.00	313,195,317.68	1,152,219,682.32
PS		-	-	-	-	-	-	-	-	-	-	-	-	-	-	-	-	-	-	-	-	-	-
MOOE		1,002,357,000.00	12,500,000.00	1,014,857,000.00	1,644,844,000.00	(630,000,000.00)	-	-	1,014,844,000.00	-	-	-	1,014,749,000.00	1,014,749,000.00	-	-	-	873,534,000.00	873,534,000.00	13,000.00	95,000.00	141,215,000.00	-
CO		-	1,653,000,000.00	1,653,000,000.00	1,023,000,000.00	630,000,000.00	-	-	1,653,000,000.00	-	-	-	1,653,000,000.00	1,653,000,000.00	-	-	-	328,800,000.00	328,800,000.00	-	-	171,980,317.68	1,152,219,682.32
Recapitulation:		1,002,357,000.00	1,665,500,000.00	2,667,857,000.00	2,667,844,000.00	-	-	-	2,667,844,000.00	-	-	-	2,667,749,000.00	2,667,749,000.00	-	-	-	1,202,334,000.00	1,202,334,000.00	13,000.00	95,000.00	313,195,317.68	1,152,219,682.32
STO		-	-	-	-	-	-	-	-	-	-	-	-	-	-	-	-	-	-	-	-	-	-
LTSP		250,000,000.00	(250,000,000.00)	-	-	-	-	-	-	-	-	-	-	-	-	-	-	-	-	-	-	-	-
ARBDSF		750,000,000.00	1,915,500,000.00	2,665,500,000.00	2,665,500,000.00	-	-	-	2,665,500,000.00	-	-	-	2,665,500,000.00	2,665,500,000.00	-	-	-	1,201,300,000.00	1,201,300,000.00	-	-	311,980,317.68	1,152,219,682.32
SAGF - FARE		2,357,000.00	-	2,357,000.00	2,344,000.00	-	-	-	2,344,000.00	-	-	-	2,249,000.00	2,249,000.00	-	-	-	1,034,000.00	1,034,000.00	13,000.00	95,000.00	1,215,000.00	-

Certified Correct:  **ATTY. MERCEDES S. BORONGAN**
 OIC - CAO, Budget Division
 Date: _____

Certified Correct:  **ONOFRE V. VALDEZ**
 OIC - Chief, Accounting Division
 Date: _____

Recommending Approval:  **DENNIS G. RAMOS**
 Director IV, FMS
 Date: _____

Approved By:  **LANI C. DE LEON**
 Undersecretary, FMAO
 Date: _____