





Particulars	Appropriations			Allotments					Current Year Obligations					Current Year Disbursements					Balances			
	Authorized Appropriation	Adjustments (Transfer To/From, Realignment)	Adjusted Appropriations	Allotments Received	Adjustments (Withdrawal, Realignment)	Transfer To	Transfer From	Adjusted Total Allotments	1st Quarter Ending March 31	2nd Quarter Ending June 30	3rd Quarter Ending Sep. 30	4th Quarter Ending Dec. 31	Total	1st Quarter Ending March 31	2nd Quarter Ending June 30	3rd Quarter Ending Sep. 30	4th Quarter Ending Dec. 31	Total	Unreleased Appropriations	Unobligated Allotment	Unpaid Obligations (15-20) = (23+24)	
																					Due and Demandable	Not Yet Due and Demandable
1	3	4	5=(3+4)	6	7	8	9	10=[(6+(-7)-8+9)]	11	12	13	14	15=(11+12+13+14)	16	17	18	19	20=(16+17+18+19)	21=(5-10)	22=(10-15)	23	24
MFO 4 - Technical Advisory Services	696,597,746.90	-	696,597,746.90	696,597,746.90	-	38,813,162.81	38,813,162.81	696,597,746.90	29,929,998.69	49,081,989.27	44,125,091.48	131,386,687.18	254,523,766.62	10,425,946.43	13,542,565.34	20,698,623.32	36,968,444.58	81,635,579.67	(0.00)	442,073,980.28	85,072,227.45	87,815,959.50
Programming & Dev't. Of AR Beneficiaries, Orgs. & AR Co	2,919,189.16	-	2,919,189.16	2,919,189.16	-	-	-	2,919,189.16	90,468.92	(44,743.92)	(37,500.00)	-	8,225.00	38,290.00	7,435.00	(37,500.00)	-	8,225.00	-	2,910,964.16	-	-
PS	2,919,189.16	-	2,919,189.16	2,919,189.16	-	-	-	2,919,189.16	90,468.92	(44,743.92)	(37,500.00)	-	8,225.00	38,290.00	7,435.00	(37,500.00)	-	8,225.00	-	2,910,964.16	-	-
MOOE	-	-	-	-	-	-	-	-	-	-	-	-	-	-	-	-	-	-	-	-	-	-
CO	-	-	-	-	-	-	-	-	-	-	-	-	-	-	-	-	-	-	-	-	-	-
Support Services for Agrarian Reform Beneficiaries	692,361,695.89	-	692,361,695.89	692,361,695.89	-	38,813,162.81	38,813,162.81	692,361,695.89	29,836,329.77	49,128,493.19	44,162,591.48	131,386,687.18	254,514,101.62	10,384,456.43	13,536,890.34	20,736,123.32	36,968,444.58	81,625,914.67	-	437,847,594.27	85,072,227.45	87,815,959.50
PS	653,710,264.69	-	653,710,264.69	653,710,264.69	-	38,813,162.81	38,813,162.81	653,710,264.69	25,581,443.34	39,513,879.62	31,027,591.48	120,246,487.18	216,369,401.62	6,144,020.00	5,400,890.34	16,461,123.32	39,340,944.58	67,346,978.24	-	437,340,863.07	70,396,077.45	78,626,345.93
MOOE	38,651,431.20	-	38,651,431.20	38,651,431.20	-	-	-	38,651,431.20	4,254,886.43	9,614,613.57	13,135,000.00	11,140,200.00	38,144,700.00	4,240,436.43	8,136,000.00	4,275,000.00	(2,372,500.00)	14,278,936.43	-	506,731.20	14,676,150.00	9,189,613.57
CO	-	-	-	-	-	-	-	-	-	-	-	-	-	-	-	-	-	-	-	-	-	-
Support Services for Rural Women	560,200.72	-	560,200.72	560,200.72	-	-	-	560,200.72	-	-	-	-	-	-	-	-	-	-	-	-	-	-
PS	560,200.72	-	560,200.72	560,200.72	-	-	-	560,200.72	-	-	-	-	-	-	-	-	-	-	-	-	-	-
MOOE	-	-	-	-	-	-	-	-	-	-	-	-	-	-	-	-	-	-	-	-	-	-
CO	-	-	-	-	-	-	-	-	-	-	-	-	-	-	-	-	-	-	-	-	-	-
Support Services for Landowners	756,661.13	-	756,661.13	756,661.13	-	-	-	756,661.13	3,200.00	(1,760.00)	-	-	1,440.00	3,200.00	(1,760.00)	-	-	1,440.00	(0.00)	755,221.13	-	-
PS	756,661.13	-	756,661.13	756,661.13	-	-	-	756,661.13	3,200.00	(1,760.00)	-	-	1,440.00	3,200.00	(1,760.00)	-	-	1,440.00	(0.00)	755,221.13	-	-
MOOE	-	-	-	-	-	-	-	-	-	-	-	-	-	-	-	-	-	-	-	-	-	-
CO	-	-	-	-	-	-	-	-	-	-	-	-	-	-	-	-	-	-	-	-	-	-
Total Programs	2,182,506,908.95	-	2,182,506,908.95	2,182,506,908.95	-	54,803,141.81	54,803,141.81	2,182,506,908.95	51,166,903.07	114,431,507.20	75,130,210.68	151,491,345.14	392,219,966.09	24,904,385.79	31,002,851.86	59,887,255.98	61,572,150.21	177,366,643.84	-	1,790,286,942.86	126,115,754.49	88,737,567.76
PS	2,143,855,477.75	-	2,143,855,477.75	2,143,855,477.75	-	54,803,141.81	54,803,141.81	2,143,855,477.75	46,912,016.64	104,816,893.63	61,995,210.68	140,351,145.14	354,075,266.09	20,663,949.36	22,866,851.86	55,612,255.98	63,944,650.21	163,087,707.41	-	1,789,780,211.66	111,439,604.49	79,547,954.19
MOOE	38,651,431.20	-	38,651,431.20	38,651,431.20	-	-	-	38,651,431.20	4,254,886.43	9,614,613.57	13,135,000.00	11,140,200.00	38,144,700.00	4,240,436.43	8,136,000.00	4,275,000.00	(2,372,500.00)	14,278,936.43	-	506,731.20	14,676,150.00	9,189,613.57
CO	-	-	-	-	-	-	-	-	-	-	-	-	(84,839.00)	-	-	-	-	-	0.00	(1,791,953.00)	84,839.00	-
Locally-Funded Project(s)	(1,876,792.00)	-	(1,876,792.00)	(1,876,792.00)	-	-	-	(1,876,792.00)	(84,839.00)	-	-	-	84,839.00	-	-	-	-	-	-	-	-	-
Payapa at Masaganang Pamayanan - Agrarian Reform Ar	1,876,792.00	-	1,876,792.00	1,876,792.00	-	-	-	1,876,792.00	84,839.00	-	-	-	84,839.00	-	-	-	-	-	-	1,791,953.00	84,839.00	-
PS	1,876,792.00	-	1,876,792.00	1,876,792.00	-	-	-	1,876,792.00	84,839.00	-	-	-	84,839.00	-	-	-	-	-	-	-	-	-
MOOE	-	-	-	-	-	-	-	-	-	-	-	-	-	-	-	-	-	-	-	-	-	-
CO	-	-	-	-	-	-	-	-	-	-	-	-	-	-	-	-	-	-	-	-	-	-
Sub-Total, Agency Specific Budget	2,184,383,700.95	-	2,184,383,700.95	2,184,383,700.95	-	54,803,141.81	54,803,141.81	2,184,383,700.95	51,251,742.07	114,431,507.20	75,130,210.68	151,491,345.14	392,304,805.09	24,904,385.79	31,002,851.86	59,887,255.98	61,572,150.21	177,366,643.84	-	1,792,078,895.86	126,200,593.49	88,737,567.76
PS	2,145,732,269.75	-	2,145,732,269.75	2,145,732,269.75	-	54,803,141.81	54,803,141.81	2,145,732,269.75	46,996,855.64	104,816,893.63	61,995,210.68	140,351,145.14	354,160,105.09	20,663,949.36	22,866,851.86	55,612,255.98	63,944,650.21	163,087,707.41	-	1,791,572,164.66	111,524,443.49	79,547,954.19
MOOE	38,651,431.20	-	38,651,431.20	38,651,431.20	-	-	-	38,651,431.20	4,254,886.43	9,614,613.57	13,135,000.00	11,140,200.00	38,144,700.00	4,240,436.43	8,136,000.00	4,275,000.00	(2,372,500.00)	14,278,936.43	-	506,731.20	14,676,150.00	9,189,613.57
CO	-	-	-	-	-	-	-	-	-	-	-	-	-	-	-	-	-	-	-	-	-	-
II. Automatic Appropriations	-	-	-	-	-	-	-	-	-	-	-	-	-	-	-	-	-	-	-	-	-	-
Retirement and Life Insurance Premiums	-	-	-	-	-	-	-	-	-	-	-	-	-	-	-	-	-	-	-	-	-	-
III. Special Purpose Fund	-	-	-	-	-	-	-	-	-	-	-	-	-	-	-	-	-	-	-	-	-	-
Miscellaneous Personnel Benefits Fund	-	-	-	-	-	-	-	-	-	-	-	-	-	-	-	-	-	-	-	-	-	-
Miscellaneous Personnel Benefits Fund Pension and Gratuity Fund	-	-	-	-	-	-	-	-	-	-	-	-	-	-	-	-	-	-	-	-	-	-
GRAND TOTAL	2,184,383,700.95	-	2,184,383,700.95	2,184,383,700.95	-	54,803,141.81	54,803,141.81	2,184,383,700.95	51,251,742.07	114,431,507.20	75,130,210.68	151,491,345.14	392,304,805.09	24,904,385.79	31,002,851.86	59,887,255.98	61,572,150.21	177,366,643.84	-	1,792,078,895.86	126,200,593.49	88,737,567.76
PS	2,145,732,269.75	-	2,145,732,269.75	2,145,732,269.75	-	54,803,141.81	54,803,141.81	2,145,732,269.75	46,996,855.64	104,816,893.63	61,995,210.68	140,351,145.14	354,160,105.09	20,663,949.36	22,866,851.86	55,612,255.98	63,944,650.21	163,087,707.41	-	1,791,572,164.66	111,524,443.49	79,547,954.19
MOOE	38,651,431.20	-	38,651,431.20	38,651,431.20	-	-	-	38,651,431.20	4,254,886.43	9,614,613.57	13,135,000.00	11,140,200.00	38,144,700.00	4,240,436.43	8,136,000.00	4,275,000.00	(2,372,500.00)	14,278,936.43	-	506,731.20	14,676,150.00	9,189,613.57
CO	-	-	-	-	-	-	-	-	-	-	-	-	-	-	-	-	-	-	-	-	-	-

Certified Correct:

MA. LOURDES G. RANARA
OIC, Chief -Budget Division
Date: _____

Certified Correct:

ROWENA U. AGBAYANI
Chief Accountant
Date: _____

Recommending Approval:

AURITA CARLOS LANG
OIC-Director IV, FMS
Date: _____

Approved By:

FELIX PERRY A. VILLANUEVA
Undersecretary-FPAO
Date: _____

