

**DEPARTMENT OF AGRARIAN REFORM**  
**STATEMENT OF APPROPRIATIONS, ALLOTMENTS, OBLIGATIONS, DISBURSEMENTS AND BALANCES**  
**As at the Quarter Ending June 30, 2020**

**FAR No. 1**

Department	: DEPARTMENT OF AGRARIAN REFORM
Agency/Entity	: OFFICE OF THE SECRETARY
Operating Unit	: CONSOLIDATED
Organization Code (UACS)	: 040010000000
Funding Cluster	: 01 - Regular Agency Fund

<b>X X X X X</b>	<b>Current Year Appropriations</b>
	<b>Supplemental Appropriations</b>
	<b>Continuing Appropriations</b>

**FINAL**

Particulars		UACS Code	C O N S O L I D A T I O N																	
			Appropriations			Allotments					Obligations			Disbursements			Balances			
			Authorized Appropriations	Adjustments (Transfer (To)/From, Modifications/Augmentations)	Adjusted Appropriations	Allotments Received	Adjustments (Reductions, Modifications/Augmentations)	Transfer To	Transfer From	Adjusted Allotments	1st Quarter	2nd Quarter	Total	1st Quarter	2nd Quarter	Total	Unreleased Appropriations	Unobligated Allotments	Unpaid Obligations (15-20) = (23+24)	
											Ending March 31	Ending June 30		Ending March 31	Ending June 30				Due and Demandable	Not Yet Due and Demandable
1	2	3	4	5=(3+4)	6	7	8	9	10=[{6+(-)7}-8+9]	11	12	15=(11+12+13+14)	16	17	20=(16+17+18+19)	21=(5-10)	22=(10-15)	23	24	
I. AGENCY SPECIFIC BUDGET	01101101	8,049,679,000.00	(256,695,388.64)	7,792,983,611.36	7,442,895,000.00	(256,695,388.64)	47,445,210.00	47,445,210.00	7,186,199,611.36	1,519,239,049.77	1,665,282,321.99	3,184,521,371.77	1,205,853,527.00	1,706,821,861.31	2,912,675,388.31	606,784,000.00	4,001,678,239.60	196,060,185.59	75,785,797.87	
GENERAL ADMINISTRATIVE AND SUPPORT	1000000000000000	1,819,898,000.00	(135,492,882.83)	1,684,405,117.17	1,819,898,000.00	(135,492,882.83)	3,698,375.00	3,698,375.00	1,684,405,117.17	438,594,705.76	296,559,917.52	735,154,623.29	277,281,420.16	356,985,958.05	634,267,378.21	-	949,250,493.88	67,290,482.31	33,596,762.77	
General Management and Supervision	1000000100001000	1,741,718,000.00	(135,492,882.83)	1,606,225,117.17	1,741,718,000.00	(135,492,882.83)	3,698,375.00	3,698,375.00	1,606,225,117.17	414,571,740.76	260,549,671.52	675,121,412.29	270,900,675.16	305,200,281.05	576,100,956.21	-	931,103,704.88	65,423,693.31	33,596,762.77	
PS	5010000000	487,438,000.00	-	487,438,000.00	487,438,000.00	-	-	-	487,438,000.00	167,514,776.16	72,634,585.65	240,149,361.81	136,602,479.05	103,274,569.34	239,877,048.39	-	247,288,638.19	272,313.42	-	
MOOE	5020000000	1,254,280,000.00	(135,492,882.83)	1,118,787,117.17	1,254,280,000.00	(135,492,882.83)	3,698,375.00	3,698,375.00	1,118,787,117.17	247,056,964.60	187,915,085.87	434,972,050.48	134,298,196.11	201,925,711.71	336,223,907.82	-	683,815,066.69	65,151,379.89	33,596,762.77	
CO	5060000000	-	-	-	-	-	-	-	-	-	-	-	-	-	-	-	-	-	-	
Administration of Personnel Benefits	1000000100002000	78,180,000.00	-	78,180,000.00	78,180,000.00	-	-	-	78,180,000.00	24,022,965.00	36,010,246.00	60,033,211.00	6,380,745.00	51,785,677.00	58,166,422.00	-	18,146,789.00	1,866,789.00	-	
PS	5010000000	78,180,000.00	-	78,180,000.00	78,180,000.00	-	-	-	78,180,000.00	24,022,965.00	36,010,246.00	60,033,211.00	6,380,745.00	51,785,677.00	58,166,422.00	-	18,146,789.00	1,866,789.00	-	
MOOE	5020000000	-	-	-	-	-	-	-	-	-	-	-	-	-	-	-	-	-	-	
CO	5060000000	-	-	-	-	-	-	-	-	-	-	-	-	-	-	-	-	-	-	
Sub-total General Administration and Support	1000000000000000	1,819,898,000.00	(135,492,882.83)	1,684,405,117.17	1,819,898,000.00	(135,492,882.83)	3,698,375.00	3,698,375.00	1,684,405,117.17	438,594,705.76	296,559,917.52	735,154,623.29	277,281,420.16	356,985,958.05	634,267,378.21	-	949,250,493.88	67,290,482.31	33,596,762.77	
PS	5010000000	565,618,000.00	-	565,618,000.00	565,618,000.00	-	-	-	565,618,000.00	191,537,741.16	108,644,831.65	300,182,572.81	142,983,224.05	155,060,246.34	298,043,470.39	-	265,435,427.19	2,139,102.42	-	
MOOE	5020000000	1,254,280,000.00	(135,492,882.83)	1,118,787,117.17	1,254,280,000.00	(135,492,882.83)	3,698,375.00	3,698,375.00	1,118,787,117.17	247,056,964.60	187,915,085.87	434,972,050.48	134,298,196.11	201,925,711.71	336,223,907.82	-	683,815,066.69	65,151,379.89	33,596,762.77	
CO	5060000000	-	-	-	-	-	-	-	-	-	-	-	-	-	-	-	-	-	-	
SUPPORT TO OPERATIONS	2000000000000000	712,296,000.00	(12,340,033.95)	699,955,966.05	712,296,000.00	(12,340,033.95)	24,330,670.00	24,330,670.00	699,955,966.05	151,995,486.34	153,549,836.64	305,545,322.98	123,673,248.15	165,242,628.83	288,915,876.98	-	394,410,643.07	10,167,156.82	6,462,289.18	
Policy Formulation, Planning, Monitoring and Evaluation, Information Management and Systems Development	2000000100001000	671,777,000.00	(10,112,033.95)	661,664,966.05	671,777,000.00	(10,112,033.95)	22,940,111.00	22,940,111.00	661,664,966.05	145,430,832.17	150,686,371.89	296,117,204.06	118,593,515.55	161,678,133.48	280,271,649.03	-	365,547,761.99	9,523,425.85	6,322,129.18	
PS	5010000000	533,606,000.00	-	533,606,000.00	533,606,000.00	-	-	-	533,606,000.00	121,530,612.81	136,900,397.74	258,431,010.55	112,061,515.72	141,515,872.64	253,577,388.36	-	275,174,989.45	4,770,412.54	83,209.65	
MOOE	5020000000	138,171,000.00	(10,112,033.95)	128,058,966.05	138,171,000.00	(10,112,033.95)	22,940,111.00	22,940,111.00	128,058,966.05	23,900,219.36	13,785,974.15	37,686,193.51	6,531,999.83	20,162,260.84	26,694,260.67	-	90,372,772.54	4,753,013.31	6,238,919.53	
CO	5060000000	-	-	-	-	-	-	-	-	-	-	-	-	-	-	-	-	-	-	
Agrarian Reform Information and Education	2000000100002000	40,519,000.00	(2,228,000.00)	38,291,000.00	40,519,000.00	(2,228,000.00)	1,390,559.00	1,390,559.00	38,291,000.00	6,564,654.17	2,863,464.75	9,428,118.92	5,079,732.60	3,564,495.35	8,644,227.95	-	28,862,881.08	643,730.97	140,160.00	
PS	5010000000	17,228,000.00	-	17,228,000.00	17,228,000.00	-	-	-	17,228,000.00	5,552,952.29	2,146,687.11	7,699,639.40	4,461,256.40	3,235,983.00	7,697,239.40	-	9,528,360.60	2,400.00	-	
MOOE	5020000000	23,291,000.00	(2,228,000.00)	21,063,000.00	23,291,000.00	(2,228,000.00)	1,390,559.00	1,390,559.00	21,063,000.00	1,011,701.88	716,777.64	1,728,479.52	618,476.20	328,512.35	946,988.55	-	19,334,520.48	641,330.97	140,160.00	
CO	5060000000	-	-	-	-	-	-	-	-	-	-	-	-	-	-	-	-	-	-	
Sub-total Support to Operations	1000000000000000	712,296,000.00	(12,340,033.95)	699,955,966.05	712,296,000.00	(12,340,033.95)	24,330,670.00	24,330,670.00	699,955,966.05	151,995,486.34	153,549,836.64	305,545,322.98	123,673,248.15	165,242,628.83	288,915,876.98	-	394,410,643.07	10,167,156.82	6,462,289.18	
PS	5010000000	550,834,000.00	-	550,834,000.00	550,834,000.00	-	-	-	550,834,000.00	127,083,565.10	139,047,084.85	266,130,649.95	116,522,772.12	144,751,855.64	261,274,627.76	-	284,703,350.05	4,772,812.54	83,209.65	
MOOE	5020000000	161,462,000.00	(12,340,033.95)	149,121,966.05	161,462,000.00	(12,340,033.95)	24,330,670.00	24,330,670.00	149,121,966.05	24,911,921.24	14,502,751.79	39,414,673.03	7,150,476.03	20,490,773.19	27,641,249.22	-	109,707,293.02	5,394,344.28	6,379,079.53	
CO	5060000000	-	-	-	-	-	-	-	-	-	-	-	-	-	-	-	-	-	-	
OPERATIONS	3000000000000000	5,517,485,000.00	(108,862,471.85)	5,408,622,528.15	4,910,701,000.00	(108,862,471.85)	19,416,165.00	19,416,165.00	4,801,838,528.15	928,648,857.67	1,215,172,567.83	2,143,821,425.50	804,898,858.69	1,184,593,274.43	1,989,492,133.12	606,784,000.00	2,658,017,102.65	118,602,546.46	35,726,745.92	
OO : Tillers' Security of Tenure Ensured	3100000000000000	3,374,359,000.00	(46,820,023.37)	3,327,538,976.63	2,767,575,000.00	(46,820,023.37)	-	-	2,720,754,976.63	551,219,781.69	683,347,713.97	1,234,567,495.66	504,208,778.78	673,400,413.12	1,177,609,191.90	606,784,000.00	1,486,187,480.97	40,451,303.91	16,506,999.85	
LAND TENURE SECURITY PROGRAM	3101000000000000	3,374,359,000.00	(46,820,023.37)	3,327,538,976.63	2,767,575,000.00	(46,820,023.37)	-	-	2,720,754,976.63	551,219,781.69	683,347,713.97	1,234,567,495.66	504,208,778.78	673,400,413.12	1,177,609,191.90	606,784,000.00	1,486,187,480.97	40,451,303.91	16,506,999.85	
Land Acquisition and Distribution ( LAD )	31010001000001000	2,692,874,000.00	(28,144,856.48)	2,664,729,143.52	2,554,874,000.00	(28,144,856.48)	-	-	2,526,729,143.52	519,828,540.16	655,010,240.39	1,174,838,780.55	482,414,447.91	647,824,851.20	1,130,239,299.11	138,000,000.00	1,351,890,362.97	34,235,204.79	10,364,276.65	
PS	5010000000	2,234,514,000.00	-	2,234,514,000.00	2,234,514,000.00	-	-	-	2,234,514,000.00	485,902,315.05	628,747,592.19	1,114,649,907.24	463,568,390.15	626,339,852.56	1,089,908,242.71	-	1,119,864,092.76	24,460,467.13	281,197.40	
MOOE	5020000000	458,360,000.00	(28,144,856.48)	430,215,143.52	320,360,000.00	(28,144,856.48)	-	-	292,215,143.52	33,926,225.11	26,262,648.20	60,188,873.31	18,846,057.76	21,484,998.64	40,331,056.40	138,000,000.00	232,026,270.21	9,774,737.66	10,083,079.25	
CO	5060000000	-	-	-	-	-	-	-	-	-	-	-	-	-	-	-	-	-	-	
Non - Land Transfer Activities	31010001000002000	10,101,000.00	(832,331.18)	9,268,668.82	10,101,000.00	(832,331.18)	-	-	9,268,668.82	1,133,787.70	1,739,997.54	2,873,785.24	999,157.14	1,504,285.32	2,503,442.46	-	6,394,883.58	260,056.65	110,286.13	
PS	5010000000	-	-	-	-	-	-	-	-	-	-	-	-	-	-	-	-	-	-	
MOOE	5020000000	10,101,000.00	(832,331.18)	9,268,668.82	10,101,000.00	(832,331.18)	-	-	9,268,668.82	1,133,787.70	1,739,997.54	2,873,785.24	999,157.14	1,504,285.32	2,503,442.46	-	6,394,883.58	260,056.65	110,286.13	
CO	5060000000	-	-	-	-	-	-	-	-	-	-	-	-	-	-	-	-	-	-	
Landowner's Compensation by LBP	31010001000003000	468,784,000.00	-	468,784,000.00	-	-	-	-	-	-	-	-	-	-	-	-	468,784,000.00	-	-	
PS	5010000000	-	-	-	-	-	-	-	-	-	-	-	-	-	-	-	-	-	-	
MOOE	5020000000	468,784,000.00	-	468,784,000.00	-	-	-	-	-	-	-	-	-	-	-	-	468,784,000.00	-	-	
CO	5060000000	-	-	-	-	-	-	-	-	-	-	-	-	-	-	-	-	-	-	



DEPARTMENT OF AGRARIAN REFORM  
STATEMENT OF APPROPRIATIONS, ALLOTMENTS, OBLIGATIONS, DISBURSEMENTS AND BALANCES  
As at the Quarter Ending June 30, 2020

Department	: DEPARTMENT OF AGRARIAN REFORM
Agency/Entity	: OFFICE OF THE SECRETARY
Operating Unit	: CONSOLIDATED
Organization Code (UACS)	: 040010000000
Funding Cluster	: 01 - Regular Agency Fund

FAR No. 1

X X X X X

Current Year Appropriations  
Supplemental Appropriations  
Continuing Appropriations

FINAL

Particulars	UACS Code	C O N S O L I D A T I O N																		
		Appropriations			Allotments					Obligations			Disbursements			Balances				
		Authorized Appropriations	Adjustments (Transfer (To)/From, Modifications/Augmentations)	Adjusted Appropriations	Allotments Received	Adjustments (Reductions, Modifications/Augmentations)	Transfer To	Transfer From	Adjusted Allotments	1st Quarter Ending March 31	2nd Quarter Ending June 30	Total	1st Quarter Ending March 31	2nd Quarter Ending June 30	Total	Unreleased Appropriations	Unobligated Allotments	Unpaid Obligations (15-20) = (23+24)		
																		Due and Demandable	Not Yet Due and Demandable	
1	2	3	4	5=(3+4)	6	7	8	9	10=[(6+(-)7)-8+9]	11	12	15=(11+12+13+14)	16	17	20=(16+17+18+19)	21=(5-10)	22=(10-15)	23	24	
Post - Land Distribution	310100100004000	95,108,000.00	(11,062,588.28)	84,045,411.72	95,108,000.00	(11,062,588.28)	-	-	84,045,411.72	8,773,601.37	16,076,828.68	24,850,430.05	5,645,098.39	8,875,603.37	14,520,701.76	-	59,194,981.67	4,840,744.38	5,488,983.91	
	PS	5010000000	-	-	-	-	-	-	-	-	-	-	-	-	-	-	-	-	-	
	MOOE	5020000000	95,108,000.00	(11,062,588.28)	84,045,411.72	95,108,000.00	(11,062,588.28)	-	-	84,045,411.72	8,773,601.37	16,076,828.68	24,850,430.05	5,645,098.39	8,875,603.37	14,520,701.76	-	59,194,981.67	4,840,744.38	5,488,983.91
	CO	5060000000	-	-	-	-	-	-	-	-	-	-	-	-	-	-	-	-	-	
Supervision and Management of Processes Relative to Land Tenure Security Program	310100100005000	107,492,000.00	(6,780,247.43)	100,711,752.57	107,492,000.00	(6,780,247.43)	-	-	100,711,752.57	21,483,852.46	10,520,647.36	32,004,499.82	15,150,075.34	15,195,673.23	30,345,748.57	-	68,707,252.75	1,115,298.09	543,453.16	
	PS	5010000000	48,357,000.00	-	48,357,000.00	48,357,000.00	-	-	48,357,000.00	14,867,128.00	8,291,697.15	23,158,825.15	12,001,453.01	10,830,208.98	22,831,661.99	-	25,198,174.85	5,700.00	321,463.16	
	MOOE	5020000000	59,135,000.00	(6,780,247.43)	52,354,752.57	59,135,000.00	(6,780,247.43)	-	-	52,354,752.57	6,616,724.46	2,228,950.21	8,845,674.67	3,148,622.33	4,365,464.25	7,514,086.58	-	43,509,077.90	1,109,598.09	221,990.00
	CO	5060000000	-	-	-	-	-	-	-	-	-	-	-	-	-	-	-	-	-	
Sub-total Land Tenure Security Program ( LTSP )	3101000000000000	3,374,359,000.00	(46,820,023.37)	3,327,538,976.63	2,767,575,000.00	(46,820,023.37)	-	-	2,720,754,976.63	551,219,781.69	683,347,713.97	1,234,567,495.66	504,208,778.78	673,400,413.12	1,177,609,191.90	606,784,000.00	1,486,187,480.97	40,451,303.91	16,506,999.85	
	PS	5010000000	2,282,871,000.00	-	2,282,871,000.00	2,282,871,000.00	-	-	2,282,871,000.00	500,769,443.05	637,039,289.34	1,137,808,732.39	475,569,843.16	637,170,061.54	1,112,739,904.70	-	1,145,062,267.61	24,466,167.13	602,660.56	
	MOOE	5020000000	1,091,488,000.00	(46,820,023.37)	1,044,667,976.63	484,704,000.00	(46,820,023.37)	-	-	437,883,976.63	50,450,338.64	46,308,424.63	96,758,763.27	28,638,935.62	36,230,351.58	64,869,287.20	606,784,000.00	341,125,213.36	15,985,136.78	15,904,339.29
	CO	5060000000	-	-	-	-	-	-	-	-	-	-	-	-	-	-	-	-	-	
OO : Tillers' Rights and Welfare Promoted	3200000000000000	813,778,000.00	(44,184,948.48)	769,593,051.52	813,778,000.00	(44,184,948.48)	-	-	769,593,051.52	165,699,245.83	155,146,783.79	320,846,029.62	136,477,284.97	168,312,200.30	304,789,485.27	-	448,747,021.90	13,666,830.78	2,389,713.57	
	AGRARIAN JUSTICE DELIVERY PROGRAM	3201000000000000	813,778,000.00	(44,184,948.48)	769,593,051.52	813,778,000.00	(44,184,948.48)	-	-	769,593,051.52	165,699,245.83	155,146,783.79	320,846,029.62	136,477,284.97	168,312,200.30	304,789,485.27	-	448,747,021.90	13,666,830.78	2,389,713.57
Supervision and Management for Effective Delivery of Legal Services and Adjudication of Agrarian Cases	320100100001000	79,112,000.00	(5,171,776.00)	73,940,224.00	79,112,000.00	(5,171,776.00)	-	-	73,940,224.00	20,896,647.55	6,276,855.29	27,173,502.84	11,573,079.24	12,571,774.85	24,144,854.09	-	46,766,721.16	2,433,191.51	595,457.24	
	PS	5010000000	30,697,000.00	-	30,697,000.00	30,697,000.00	-	-	30,697,000.00	10,128,098.10	4,522,848.06	14,650,946.16	8,225,072.29	6,401,450.88	14,626,523.17	-	16,046,053.84	3,400.00	21,022.99	
	MOOE	5020000000	48,415,000.00	(5,171,776.00)	43,243,224.00	48,415,000.00	(5,171,776.00)	-	-	43,243,224.00	10,768,549.45	1,754,007.23	12,522,556.68	3,348,006.95	6,170,323.97	9,518,330.92	-	30,720,667.32	2,429,791.51	574,434.25
	CO	5060000000	-	-	-	-	-	-	-	-	-	-	-	-	-	-	-	-	-	
Adjudication of Agrarian Reform Cases	320100100002000	216,638,000.00	(13,986,254.18)	202,651,745.83	216,638,000.00	(13,986,254.18)	-	-	202,651,745.83	38,193,976.32	37,094,302.82	75,288,279.14	31,501,092.33	38,764,443.60	70,265,535.93	-	127,363,466.69	4,356,597.40	666,145.81	
	PS	5010000000	75,546,000.00	-	75,546,000.00	75,546,000.00	-	-	75,546,000.00	18,749,962.85	21,860,415.04	40,610,377.89	17,773,880.93	22,320,497.77	40,094,378.70	-	34,935,622.11	515,699.19	300.00	
	MOOE	5020000000	141,092,000.00	(13,986,254.18)	127,105,745.83	141,092,000.00	(13,986,254.18)	-	-	127,105,745.83	19,444,013.47	15,233,887.78	34,677,901.25	13,727,211.40	16,443,945.83	30,171,157.23	-	92,427,844.58	3,840,898.21	665,845.81
	CO	5060000000	-	-	-	-	-	-	-	-	-	-	-	-	-	-	-	-	-	
Resolution of Agrarian Law of Implementation Cases	320100100003000	68,973,000.00	(7,294,737.67)	61,678,262.33	68,973,000.00	(7,294,737.67)	-	-	61,678,262.33	13,699,339.26	7,839,396.59	21,538,735.85	8,943,711.96	10,364,554.30	19,308,266.26	-	40,139,526.48	1,823,308.68	407,160.91	
	PS	5010000000	-	-	-	-	-	-	-	-	-	-	-	-	-	-	-	-	-	
	MOOE	5020000000	68,973,000.00	(7,294,737.67)	61,678,262.33	68,973,000.00	(7,294,737.67)	-	-	61,678,262.33	13,699,339.26	7,839,396.59	21,538,735.85	8,943,711.96	10,364,554.30	19,308,266.26	-	40,139,526.48	1,823,308.68	407,160.91
	CO	5060000000	-	-	-	-	-	-	-	-	-	-	-	-	-	-	-	-	-	
Provision of Agrarian Legal Assistance	320100100004000	449,055,000.00	(17,732,180.64)	431,322,819.37	449,055,000.00	(17,732,180.64)	-	-	431,322,819.37	92,909,282.70	103,936,229.09	196,845,511.79	84,459,401.44	106,611,427.55	191,070,828.99	-	234,477,307.58	5,053,733.19	720,949.61	
	PS	5010000000	311,786,000.00	-	311,786,000.00	311,786,000.00	-	-	311,786,000.00	76,307,717.68	88,033,218.54	164,340,936.22	71,041,788.26	91,139,880.21	162,181,668.47	-	147,445,063.78	1,924,229.01	235,038.74	
	MOOE	5020000000	137,269,000.00	(17,732,180.64)	119,536,819.37	137,269,000.00	(17,732,180.64)	-	-	119,536,819.37	16,601,565.02	15,903,010.55	32,504,575.57	13,417,613.18	15,471,547.34	28,889,160.52	-	87,032,243.80	3,129,504.18	485,910.87
	CO	5060000000	-	-	-	-	-	-	-	-	-	-	-	-	-	-	-	-	-	
Sub-total Agrarian Justice Delivery Program ( AJDP )	3201000000000000	813,778,000.00	(44,184,948.48)	769,593,051.52	813,778,000.00	(44,184,948.48)	-	-	769,593,051.52	165,699,245.83	155,146,783.79	320,846,029.62	136,477,284.97	168,312,200.30	304,789,485.27	-	448,747,021.90	13,666,830.78	2,389,713.57	
	PS	5010000000	418,029,000.00	-	418,029,000.00	418,029,000.00	-	-	418,029,000.00	105,185,778.63	114,416,481.64	219,602,260.27	97,040,741.48	119,861,828.86	216,902,570.34	-	198,426,739.73	2,443,328.20	256,361.73	
	MOOE	5020000000	395,749,000.00	(44,184,948.48)	351,564,051.52	395,749,000.00	(44,184,948.48)	-	-	351,564,051.52	60,513,467.20	40,730,302.15	101,243,769.35	39,436,543.49	48,450,371.44	87,886,914.93	-	250,320,2		



DEPARTMENT OF AGRARIAN REFORM  
STATEMENT OF APPROPRIATIONS, ALLOTMENTS, OBLIGATIONS, DISBURSEMENTS AND BALANCES  
As at the Quarter Ending June 30, 2020

Department	: DEPARTMENT OF AGRARIAN REFORM
Agency/Entity	: OFFICE OF THE SECRETARY
Operating Unit	: CONSOLIDATED
Organization Code (UACS)	: 040010000000
Funding Cluster	: 01 - Regular Agency Fund

FAR No. 1

X X X X X

Current Year Appropriations  
Supplemental Appropriations  
Continuing Appropriations

FINAL

Particulars		UACS Code	C O N S O L I D A T I O N																	
			Appropriations			Allotments					Obligations			Disbursements			Balances			
			Authorized Appropriations	Adjustments (Transfer (To)/From, Modifications/Augmentations)	Adjusted Appropriations	Allotments Received	Adjustments (Reductions, Modifications/Augmentations)	Transfer To	Transfer From	Adjusted Allotments	1st Quarter Ending March 31	2nd Quarter Ending June 30	Total	1st Quarter Ending March 31	2nd Quarter Ending June 30	Total	Unreleased Appropriations	Unobligated Allotments	Unpaid Obligations (15-20) = (23+24)	
1	2	3	4	5=(3+4)	6	7	8	9	10=[(6+(-)7)-8+9]	11	12	15=(11+12+13+14)	16	17	20=(16+17+18+19)	21=(5-10)	22=(10-15)	23	24	
Enterprise Development, Economic and Physical Infrastructure Support	330100100003000	224,182,000.00	(1,087,500.00)	223,094,500.00	224,182,000.00	(1,087,500.00)	11,848,725.00	11,848,725.00	223,094,500.00	15,918,076.42	106,134,502.18	122,052,578.60	7,882,700.64	63,356,978.82	71,239,679.46	-	101,041,921.40	38,881,044.07	11,931,855.07	
	PS	-	-	-	-	-	-	-	-	-	-	-	-	-	-	-	-	-	-	
	MOOE	224,182,000.00	(1,087,500.00)	223,094,500.00	224,182,000.00	(1,087,500.00)	11,848,725.00	11,848,725.00	223,094,500.00	15,918,076.42	106,134,502.18	122,052,578.60	7,882,700.64	63,356,978.82	71,239,679.46	-	101,041,921.40	38,881,044.07	11,931,855.07	
	CO	-	-	-	-	-	-	-	-	-	-	-	-	-	-	-	-	-	-	
Climate Resilient Farm Productivity Support	330100100004000	298,423,000.00	(11,475,000.00)	286,948,000.00	298,423,000.00	(11,475,000.00)	5,302,000.00	5,302,000.00	286,948,000.00	25,513,542.20	25,348,645.34	50,862,187.54	7,673,845.19	30,732,037.35	38,405,882.54	-	236,085,812.46	10,607,867.77	1,848,437.23	
	PS	-	-	-	-	-	-	-	-	-	-	-	-	-	-	-	-	-	-	
	MOOE	298,423,000.00	(11,475,000.00)	286,948,000.00	298,423,000.00	(11,475,000.00)	5,302,000.00	5,302,000.00	286,948,000.00	25,513,542.20	25,348,645.34	50,862,187.54	7,673,845.19	30,732,037.35	38,405,882.54	-	236,085,812.46	10,607,867.77	1,848,437.23	
	CO	-	-	-	-	-	-	-	-	-	-	-	-	-	-	-	-	-	-	
Agrarian Reform Beneficiaries Development and Sustainability Program ( ARBDSP )	330100000000000	1,329,348,000.00	(17,857,500.00)	1,311,490,500.00	1,329,348,000.00	(17,857,500.00)	19,416,165.00	19,416,165.00	1,311,490,500.00	211,729,830.15	376,678,070.07	588,407,900.22	164,212,794.94	342,880,661.01	507,093,455.95	-	723,082,599.78	64,484,411.77	16,830,032.50	
	PS	600,771,000.00	-	600,771,000.00	600,771,000.00	-	-	-	600,771,000.00	136,844,397.29	167,352,270.04	304,196,667.33	128,134,306.99	171,267,936.87	299,402,243.86	-	296,574,332.67	4,672,317.70	122,105.77	
	MOOE	728,577,000.00	(17,857,500.00)	710,719,500.00	728,577,000.00	(17,857,500.00)	19,416,165.00	19,416,165.00	710,719,500.00	74,885,432.86	209,325,800.03	284,211,232.89	36,078,487.95	171,612,724.14	207,691,212.09	-	426,508,267.11	59,812,094.07	16,707,926.73	
	CO	-	-	-	-	-	-	-	-	-	-	-	-	-	-	-	-	-	-	
Sub-total OPERATIONS	300000000000000	5,517,485,000.00	(108,862,471.85)	5,408,622,528.15	4,910,701,000.00	(108,862,471.85)	19,416,165.00	19,416,165.00	4,801,838,528.15	928,648,857.67	1,215,172,567.83	2,143,821,425.50	804,898,858.69	1,184,593,274.43	1,989,492,133.12	606,784,000.00	2,658,017,102.65	118,602,546.46	35,726,745.92	
	PS	3,301,671,000.00	-	3,301,671,000.00	3,301,671,000.00	-	-	-	3,301,671,000.00	742,799,618.97	918,808,041.02	1,661,607,659.99	700,744,891.63	928,299,827.27	1,629,044,718.90	-	1,640,063,340.01	31,581,813.03	981,128.06	
	MOOE	2,215,814,000.00	(108,862,471.85)	2,106,951,528.15	1,609,030,000.00	(108,862,471.85)	19,416,165.00	19,416,165.00	1,500,167,528.15	185,849,238.70	296,364,526.81	482,213,765.51	104,153,967.06	256,293,447.16	360,447,414.22	606,784,000.00	1,017,953,762.64	87,020,733.43	34,745,617.86	
	CO	-	-	-	-	-	-	-	-	-	-	-	-	-	-	-	-	-	-	
TOTAL PROGRAMS		8,049,679,000.00	(256,695,388.64)	7,792,983,611.36	7,442,895,000.00	(256,695,388.64)	47,445,210.00	47,445,210.00	7,186,199,611.36	1,519,239,049.77	1,665,282,321.99	3,184,521,371.77	1,205,853,527.00	1,706,821,861.31	2,912,675,388.31	606,784,000.00	4,001,678,239.60	196,060,185.59	75,785,797.87	
	PS	4,418,123,000.00	-	4,418,123,000.00	4,418,123,000.00	-	-	-	4,418,123,000.00	1,061,420,925.23	1,166,499,957.52	2,227,920,882.75	960,250,887.80	1,228,111,929.25	2,188,362,817.05	-	2,190,202,117.25	38,493,727.99	1,064,337.71	
	MOOE	3,631,556,000.00	(256,695,388.64)	3,374,860,611.36	3,024,772,000.00	(256,695,388.64)	47,445,210.00	47,445,210.00	2,768,076,611.36	457,818,124.54	498,782,364.47	956,600,489.02	245,602,639.20	478,709,932.06	724,312,571.26	606,784,000.00	1,811,476,122.35	157,566,457.60	74,721,460.16	
	CO	-	-	-	-	-	-	-	-	-	-	-	-	-	-	-	-	-	-	
TOTAL AGENCY SPECIFIC BUDGET		8,049,679,000.00	(256,695,388.64)	7,792,983,611.36	7,442,895,000.00	(256,695,388.64)	47,445,210.00	47,445,210.00	7,186,199,611.36	1,519,239,049.77	1,665,282,321.99	3,184,521,371.77	1,205,853,527.00	1,706,821,861.31	2,912,675,388.31	606,784,000.00	4,001,678,239.60	196,060,185.59	75,785,797.87	
	PS	4,418,123,000.00	-	4,418,123,000.00	4,418,123,000.00	-	-	-	4,418,123,000.00	1,061,420,925.23	1,166,499,957.52	2,227,920,882.75	960,250,887.80	1,228,111,929.25	2,188,362,817.05	-	2,190,202,117.25	38,493,727.99	1,064,337.71	
	MOOE	3,631,556,000.00	(256,695,388.64)	3,374,860,611.36	3,024,772,000.00	(256,695,388.64)	47,445,210.00	47,445,210.00	2,768,076,611.36	457,818,124.54	498,782,364.47	956,600,489.02	245,602,639.20	478,709,932.06	724,312,571.26	606,784,000.00	1,811,476,122.35	157,566,457.60	74,721,460.16	
	CO	-	-	-	-	-	-	-	-	-	-	-	-	-	-	-	-	-	-	
II. AUTOMATIC APPROPRIATIONS		01104102	388,785,000.00	(290,565,926.00)	98,219,074.00	388,785,000.00	(290,565,926.00)	1,279,875.39	1,279,875.39	98,219,074.00	82,478,092.89	17,216,695.71	99,694,788.60	77,074,899.19	20,272,963.00	97,347,862.19	-	(1,475,714.60)	2,346,926.41	-
Retirement and Life Insurance Premiums		5010301000	388,785,000.00	(290,565,926.00)	98,219,074.00	388,785,000.00	(290,565,926.00)	1,279,875.39	1,279,875.39	98,219,074.00	82,478,092.89	17,216,695.71	99,694,788.60	77,074,899.19	20,272,963.00	97,347,862.19	-	(1,475,714.60)	2,346,926.41	-
General Administrative and Support			44,179,000.00	(33,156,456.69)	11,022,543.31	44,179,000.00	(33,156,456.69)	1,279,875.39	1,279,875.39	11,022,543.31	7,373,512.83	5,196,138.91	12,569,651.74	7,343,879.19	4,768,279.01	12,112,158.20	-	(1,547,108.43)	457,493.54	-
General Management and Supervision		100000100001000	44,179,000.00	(33,156,456.69)	11,022,543.31	44,179,000.00	(33,156,456.69)	1,279,875.39	1,279,875.39	11,022,543.31	7,373,512.83	5,196,138.91	12,569,651.74	7,343,879.19	4,768,279.01	12,112,158.20	-	(1,547,108.43)	457,493.54	-
Administration of Personnel Benefits		100000100002000	-	-	-	-	-	-	-	-	-	-	-	-	-	-	-	-	-	-
Support to Operations			50,278,000.00	(38,078,322.02)	12,199,677.98	50,278,000.00	(38,078,322.02)	-	-	12,199,677.98	10,226,721.97	1,972,590.73	12,199,312.70	9,406,122.82	2,615,506.77	12,021,629.59	-	365.28	177,683.11	-
Policy Formulation, Planning, Monitoring and Evaluation, Information Management and Systems Development		200000100001000	48,691,000.00	(36,873,845.02)	11,817,154.98	48,691,000.00	(36,873,845.02)	-	-	11,817,154.98	9,993,361.57	1,823,428.13	11,816,789.70	9,172,762.42	2,466,344.17	11,639,106.59	-	365.28	177,683.11	-
Agrarian Reform Information and Education		200000100002000	1,587,000.00	(1,204,477.00)	382,523.00	1,587,000.00	(1,204,477.00)	-	-	382,523.00	233,360.40	149,162.60	382,523.00	233,360.40	149,162.60	382,523.00	-	-	-	-
Operations			294,328,000.00	(219,331,147.29)	74,996,852.7															







DEPARTMENT OF AGRARIAN REFORM  
STATEMENT OF APPROPRIATIONS, ALLOTMENTS, OBLIGATIONS, DISBURSEMENTS AND BALANCES  
As at the Quarter Ending June 30, 2020

Department : DEPARTMENT OF AGRARIAN REFORM  
Agency/Entity : OFFICE OF THE SECRETARY  
Operating Unit : CONSOLIDATED  
Organization Code (UACS) : 040010000000  
Funding Cluster : 01 - Regular Agency Fund

FAR No. 1	
XXXXX	Current Year Appropriations
	Supplemental Appropriations
	Continuing Appropriations

FINAL

C O N S O L I D A T I O N																			
Particulars	UACS Code	Appropriations			Allotments					Obligations			Disbursements			Balances			
		Authorized Appropriations	Adjustments (Transfer (To)/From, Modifications/Augmentations)	Adjusted Appropriations	Allotments Received	Adjustments (Reductions, Modifications/Augmentations)	Transfer To	Transfer From	Adjusted Allotments	1st Quarter Ending March 31	2nd Quarter Ending June 30	Total	1st Quarter Ending March 31	2nd Quarter Ending June 30	Total	Unreleased Appropriations	Unobligated Allotments	Unpaid Obligations (15-20) = (23+24)	
																		Due and Demandable	Not Yet Due and Demandable
1	2	3	4	5=(3+4)	6	7	8	9	10=[(6+(-)7)-8+9]	11	12	15=(11+12+13+14)	16	17	20=(16+17+18+19)	21=(5-10)	22=(10-15)	23	24
Agrarian Reform Beneficiaries Development and Sustainability Program ( ARBDSP )	3301000000000000	54,652,000.00	(40,704,732.58)	13,947,267.42	54,652,000.00	(40,704,732.58)	-	-	13,947,267.42	12,156,818.41	1,790,449.01	13,947,267.42	11,289,084.04	2,328,551.68	13,617,635.72	-	-	329,631.70	-
Supervision and Management for Effective Delivery of Support Services	330100100001000	4,786,000.00	(3,644,464.49)	1,141,535.51	4,786,000.00	(3,644,464.49)	-	-	1,141,535.51	706,948.28	434,587.23	1,141,535.51	699,444.34	437,695.81	1,137,140.15	-	-	4,395.36	-
Social Infrastructure Building ( SIB )	330100100002000	49,866,000.00	(37,060,268.09)	12,805,731.91	49,866,000.00	(37,060,268.09)	-	-	12,805,731.91	11,449,870.13	1,355,861.78	12,805,731.91	10,589,639.70	1,890,855.87	12,480,495.57	-	-	325,236.34	-
Enterprise Development, Economic and Physical Infrastructure Support	330100100003000	-	-	-	-	-	-	-	-	-	-	-	-	-	-	-	-	-	-
Climate Resilient Farm Productivity Support	330100100004000	-	-	-	-	-	-	-	-	-	-	-	-	-	-	-	-	-	-
III. SPECIAL PURPOSE FUND		-	177,163,107.00	177,163,107.00	-	177,163,107.00	162,115,680.00	162,115,680.00	177,163,107.00	-	40,837,627.95	40,837,627.95	-	39,488,960.31	39,488,960.31	-	136,325,479.05	1,348,667.64	-
Miscellaneous Personnel Benefits Fund	01101406	-	177,163,107.00	177,163,107.00	-	177,163,107.00	162,115,680.00	162,115,680.00	177,163,107.00	-	40,837,627.95	40,837,627.95	-	39,488,960.31	39,488,960.31	-	136,325,479.05	1,348,667.64	-
Personnel Services		-	177,163,107.00	177,163,107.00	-	177,163,107.00	162,115,680.00	162,115,680.00	177,163,107.00	-	40,837,627.95	40,837,627.95	-	39,488,960.31	39,488,960.31	-	136,325,479.05	1,348,667.64	-
MOOE (Legal Defense Fund)		-	-	-	-	-	-	-	-	-	-	-	-	-	-	-	-	-	-
Pension and Gratuity Fund	01101407	-	-	-	-	-	-	-	-	-	-	-	-	-	-	-	-	-	-
IV. Special Accounts in the General Fund - Fiduciary Fund for Agrarian Reform Education (SAGF - FARE)	03104321	2,357,000.00	-	2,357,000.00	-	-	-	-	-	-	-	-	-	-	-	2,357,000.00	-	-	-
Agrarian Reform Information and Education (MOOE)	200000100002000	2,357,000.00	-	2,357,000.00	-	-	-	-	-	-	-	-	-	-	-	2,357,000.00	-	-	-
GRAND TOTAL		8,440,821,000.00	(370,098,207.64)	8,070,722,792.36	7,831,680,000.00	(370,098,207.64)	210,840,765.39	210,840,765.39	7,461,581,792.36	1,601,717,142.66	1,723,336,645.65	3,325,053,788.32	1,282,928,426.19	1,766,583,784.62	3,049,512,210.81	609,141,000.00	4,136,528,004.05	199,755,779.64	75,785,797.87
PS		4,806,908,000.00	(113,402,819.00)	4,693,505,181.00	4,806,908,000.00	(113,402,819.00)	163,395,555.39	163,395,555.39	4,693,505,181.00	1,143,899,018.12	1,224,554,281.18	2,368,453,299.30	1,037,325,786.99	1,287,873,852.56	2,325,199,639.55	-	2,325,051,881.70	42,189,322.04	1,064,337.71
MOOE		3,633,913,000.00	(256,695,388.64)	3,377,217,611.36	3,024,772,000.00	(256,695,388.64)	47,445,210.00	47,445,210.00	2,768,076,611.36	457,818,124.54	498,782,364.47	956,600,489.02	245,602,639.20	478,709,932.06	724,312,571.26	609,141,000.00	1,811,476,122.35	157,566,457.60	74,721,460.16
CO		-	-	-	-	-	-	-	-	-	-	-	-	-	-	-	-	-	-
Recapitulation:		8,440,821,000.00	(370,098,207.64)	8,070,722,792.36	7,831,680,000.00	(370,098,207.64)	210,840,765.39	210,840,765.39	7,461,581,792.36	1,601,717,142.66	1,723,336,645.65	3,325,053,788.32	1,282,928,426.19	1,766,583,784.62	3,049,512,210.81	609,141,000.00	4,136,528,004.05	199,755,779.64	75,785,797.87
GAS		1,819,898,000.00	(135,492,882.83)	1,684,405,117.17	1,819,898,000.00	(135,492,882.83)	3,698,375.00	3,698,375.00	1,684,405,117.17	438,594,705.76	296,559,917.52	735,154,623.29	277,281,420.16	356,985,958.05	634,267,378.21	-	949,250,493.88	67,290,482.31	33,596,762.77
STO		712,296,000.00	(12,340,033.95)	699,955,966.05	712,296,000.00	(12,340,033.95)	24,330,670.00	24,330,670.00	699,955,966.05	151,995,486.34	153,549,836.64	305,545,322.98	123,673,248.15	165,242,628.83	288,915,876.98	-	394,410,643.07	10,167,156.82	6,462,289.18
LTSP		3,374,359,000.00	(46,820,023.37)	3,327,538,976.63	2,767,575,000.00	(46,820,023.37)	-	-	2,720,754,976.63	551,219,781.69	683,347,713.97	1,234,567,495.66	504,208,778.78	673,400,413.12	1,177,609,191.90	606,784,000.00	1,486,187,480.97	40,451,303.91	16,506,999.85
AJDP		813,778,000.00	(44,184,948.48)	769,593,051.52	813,778,000.00	(44,184,948.48)	-	-	769,593,051.52	165,699,245.83	155,146,783.79	320,846,029.62	136,477,284.97	168,312,200.30	304,789,485.27	-	448,747,021.90	13,666,830.78	2,389,713.57
ARBDSF		1,329,348,000.00	(17,857,500.00)	1,311,490,500.00	1,329,348,000.00	(17,857,500.00)	19,416,165.00	19,416,165.00	1,311,490,500.00	211,729,830.15	376,678,070.07	588,407,900.22	164,212,794.94	342,880,661.01	507,093,455.95	-	723,082,599.78	64,484,411.77	16,830,032.50
Automatic Appropriations		388,785,000.00	(290,565,926.00)	98,219,074.00	388,785,000.00	(290,565,926.00)	1,279,875.39	1,279,875.39	98,219,074.00	82,478,092.89	17,216,695.71	99,694,788.60	77,074,899.19	20,272,963.00	97,347,862.19	-	(1,475,714.60)	2,346,926.41	-
Special Purpose Fund		-	177,163,107.00	177,163,107.00	-	177,163,107.00	162,115,680.00	162,115,680.00	177,163,107.00	-	40,837,627.95	40,837,627.95	-	39,488,960.31	39,488,960.31	-	136,325,479.05	1,348,667.64	-
SAGF - FARE		2,357,000.00	-	2,357,000.00	-	-	-	-	-	-	-	-	-	-	-	2,357,000.00	-	-	-

Certified Correct:	Certified Correct:	Recommending Approval:	Approved By:
			
MA. CRISTINA C. DAGDAG Chief, Budget Division Date:	DENNIS G. RAMOS OIC - Accounting Division Date:	AURITA CARLOS - ANG Director IV, FMS Date:	Atty. LUCIUS JUN-JUN G. MALSI OIC, Office of the Undersecretary Finance, Management & Administration Date:

Note: The Unreleased Appropriations includes PhP 138,000,000.00 from Land Acquisition & Distribution (LAD), Php 468,784,000.00 from Landowner's Compensation by LBP, PhP and PhP 2,357,000.00 from SAGF - FARE Allotments were adjusted because of DBM NBC 580