

DEPARTMENT OF AGRARIAN REFORM  
STATEMENT OF APPROPRIATIONS, ALLOTMENTS, OBLIGATIONS, DISBURSEMENTS AND BALANCES  
As at the Quarter Ending June 30, 2020

Department	: DEPARTMENT OF AGRARIAN REFORM
Agency/Entity	: OFFICE OF THE SECRETARY
Operating Unit	: CONSOLIDATED
Organization Code (UAC)	: 040010000000
Funding Cluster	: 01 - Regular Agency Fund

FAR No. 1	Current Year Appropriations
	Supplemental Appropriations
X X X X X	Continuing Appropriations

FINAL

C O N S O L I D A T I O N																			
Particulars	UACS Code	Appropriations			Allotments					Obligations			Disbursements			Balances			
		Authorized Appropriations	Adjustments (Transfer (To)/From, Modifications/Augmentations)	Adjusted Appropriations	Allotments Received	Adjustments (Reductions, Modifications/Augmentations)	Transfer To	Transfer From	Adjusted Allotments	1st Quarter Ending March 31	2nd Quarter Ending June 30	Total	1st Quarter Ending March 31	2nd Quarter Ending June 30	Total	Unreleased Appropriations	Unobligated Allotments	Unpaid Obligations (15-20) = (23+24)	
																		Due and Demandable	Not Yet Due and Demandable
1	2	3	4	5=(3+4)	6	7	8	9	10=[(6+(-)7)-8+9]	11	12	15=(11+12+13+14)	16	17	20=(16+17+18+19)	21=(5-10)	22=(10-15)	23	24
I. AGENCY SPECIFIC BUDGET	01101101	308,497,232.73	(36,713,806.73)	271,783,426.00	301,713,232.73	(36,713,806.73)	38,215,243.23	38,215,243.23	264,999,426.00	24,504,154.83	35,783,873.99	60,288,028.82	12,098,957.19	23,650,594.98	35,749,552.17	6,784,000.00	204,711,397.18	21,510,653.89	3,027,822.76
GENERAL ADMINISTRATIVE AND SUPPORT	1000000000000000	124,759,943.32	(19,228,152.62)	105,531,790.70	124,759,943.32	(19,228,152.62)	12,593,313.00	12,593,313.00	105,531,790.70	11,663,376.97	6,956,452.28	18,619,829.25	7,560,882.12	7,692,882.09	15,253,764.21	-	86,911,961.45	2,971,057.04	395,008.00
General Management and Supervision	100000100001000	124,759,943.32	(19,228,152.62)	105,531,790.70	124,759,943.32	(19,228,152.62)	12,593,313.00	12,593,313.00	105,531,790.70	11,663,376.97	6,956,452.28	18,619,829.25	7,560,882.12	7,692,882.09	15,253,764.21	-	86,911,961.45	2,971,057.04	395,008.00
PS	5010000000	1,387,188.87	-	1,387,188.87	1,387,188.87	-	-	-	1,387,188.87	10,000.00	1,674.66	11,674.66	10,000.00	1,674.66	11,674.66	-	1,375,514.21	-	-
MOOE	5020000000	107,972,327.78	(9,051,779.62)	98,920,548.16	107,972,327.78	(9,051,779.62)	9,941,131.00	9,941,131.00	98,920,548.16	11,653,376.97	5,255,580.63	16,908,957.60	7,550,882.12	5,992,010.44	13,542,892.56	-	82,011,590.56	2,971,057.04	395,008.00
CO	5060000000	15,400,426.67	(10,176,373.00)	5,224,053.67	15,400,426.67	(10,176,373.00)	2,652,182.00	2,652,182.00	5,224,053.67	-	1,699,196.99	1,699,196.99	-	1,699,196.99	1,699,196.99	-	3,524,856.68	-	-
Administration of Personnel Benefits	100000100002000	-	-	-	-	-	-	-	-	-	-	-	-	-	-	-	-	-	-
PS	5010000000	-	-	-	-	-	-	-	-	-	-	-	-	-	-	-	-	-	-
MOOE	5020000000	-	-	-	-	-	-	-	-	-	-	-	-	-	-	-	-	-	-
CO	5060000000	-	-	-	-	-	-	-	-	-	-	-	-	-	-	-	-	-	-
Sub-total General Administration and Support	1000000000000000	124,759,943.32	(19,228,152.62)	105,531,790.70	124,759,943.32	(19,228,152.62)	12,593,313.00	12,593,313.00	105,531,790.70	11,663,376.97	6,956,452.28	18,619,829.25	7,560,882.12	7,692,882.09	15,253,764.21	-	86,911,961.45	2,971,057.04	395,008.00
PS	5010000000	1,387,188.87	-	1,387,188.87	1,387,188.87	-	-	-	1,387,188.87	10,000.00	1,674.66	11,674.66	10,000.00	1,674.66	11,674.66	-	1,375,514.21	-	-
MOOE	5020000000	107,972,327.78	(9,051,779.62)	98,920,548.16	107,972,327.78	(9,051,779.62)	9,941,131.00	9,941,131.00	98,920,548.16	11,653,376.97	5,255,580.63	16,908,957.60	7,550,882.12	5,992,010.44	13,542,892.56	-	82,011,590.56	2,971,057.04	395,008.00
CO	5060000000	15,400,426.67	(10,176,373.00)	5,224,053.67	15,400,426.67	(10,176,373.00)	2,652,182.00	2,652,182.00	5,224,053.67	-	1,699,196.99	1,699,196.99	-	1,699,196.99	1,699,196.99	-	3,524,856.68	-	-
SUPPORT TO OPERATIONS	2000000000000000	23,931,160.33	(8,537,496.27)	15,393,664.06	23,931,160.33	(8,537,496.27)	2,965,850.00	2,965,850.00	15,393,664.06	1,723,091.70	1,110,521.38	2,833,613.08	886,603.09	998,573.79	1,885,176.87	-	12,560,050.98	898,486.21	49,950.00
Policy Formulation, Planning, Monitoring and Evaluation, Information Management and Systems Development	200000100001000	15,255,708.20	(8,537,496.27)	6,718,211.93	15,255,708.20	(8,537,496.27)	72,600.00	72,600.00	6,718,211.93	1,125,246.47	154,837.74	1,280,084.21	484,660.54	300,933.97	785,594.50	-	5,438,127.72	478,739.71	15,750.00
PS	5010000000	349,383.16	-	349,383.16	349,383.16	-	-	-	349,383.16	5,000.00	5,112.51	10,112.51	5,000.00	5,112.51	10,112.51	-	339,270.65	-	-
MOOE	5020000000	14,906,325.04	(8,537,496.27)	6,368,828.77	14,906,325.04	(8,537,496.27)	72,600.00	72,600.00	6,368,828.77	1,120,246.47	149,725.23	1,269,971.70	479,660.54	295,821.46	775,481.99	-	5,098,857.07	478,739.71	15,750.00
CO	5060000000	-	-	-	-	-	-	-	-	-	-	-	-	-	-	-	-	-	-
Agrarian Reform Information and Education	200000100002000	8,675,452.13	-	8,675,452.13	8,675,452.13	-	2,893,250.00	2,893,250.00	8,675,452.13	597,845.23	955,683.64	1,553,528.87	401,942.55	697,639.82	1,099,582.37	-	7,121,923.26	419,746.50	34,200.00
PS	5010000000	-	-	-	-	-	-	-	-	-	-	-	-	-	-	-	-	-	-
MOOE	5020000000	8,675,452.13	-	8,675,452.13	8,675,452.13	-	2,893,250.00	2,893,250.00	8,675,452.13	597,845.23	955,683.64	1,553,528.87	401,942.55	697,639.82	1,099,582.37	-	7,121,923.26	419,746.50	34,200.00
CO	5060000000	-	-	-	-	-	-	-	-	-	-	-	-	-	-	-	-	-	-
Sub-total Support to Operations	1000000000000000	23,931,160.33	(8,537,496.27)	15,393,664.06	23,931,160.33	(8,537,496.27)	2,965,850.00	2,965,850.00	15,393,664.06	1,723,091.70	1,110,521.38	2,833,613.08	886,603.09	998,573.79	1,885,176.87	-	12,560,050.98	898,486.21	49,950.00
PS	5010000000	349,383.16	-	349,383.16	349,383.16	-	-	-	349,383.16	5,000.00	5,112.51	10,112.51	5,000.00	5,112.51	10,112.51	-	339,270.65	-	-
MOOE	5020000000	23,581,777.17	(8,537,496.27)	15,044,280.90	23,581,777.17	(8,537,496.27)	2,965,850.00	2,965,850.00	15,044,280.90	1,718,091.70	1,105,408.87	2,823,500.57	881,603.09	993,461.28	1,875,064.36	-	12,220,780.33	898,486.21	49,950.00
CO	5060000000	-	-	-	-	-	-	-	-	-	-	-	-	-	-	-	-	-	-
OPERATIONS	3000000000000000	159,806,129.09	(8,948,157.84)	150,857,971.25	153,022,129.09	(8,948,157.84)	22,656,080.23	22,656,080.23	144,073,971.25	11,117,686.16	27,716,900.33	38,834,586.49	3,651,471.99	14,959,139.10	18,610,611.09	6,784,000.00	105,239,384.76	17,641,110.64	2,582,864.76
OO : Tillers' Security of Tenure Ensured	3100000000000000	31,719,253.71	(3,395,335.10)	28,323,918.61	24,935,253.71	(3,395,335.10)	2,158,454.14	2,158,454.14	21,539,918.61	2,003,872.02	813,504.93	2,817,376.95	981,582.76	1,370,242.51	2,351,825.27	6,784,000.00	18,722,541.66	413,291.68	52,260.00
LAND TENURE SECURITY PROGRAM	3101000000000000	31,719,253.71	(3,395,335.10)	28,323,918.61	24,935,253.71	(3,395,335.10)	2,158,454.14	2,158,454.14	21,539,918.61	2,003,872.02	813,504.93	2,817,376.95	981,582.76	1,370,242.51	2,351,825.27	6,784,000.00	18,722,541.66	413,291.68	52,260.00
Land Acquisition and Distribution ( LAD )	310100100001000	5,631,693.31	(767,302.51)	4,864,390.80	5,631,693.31	(767,302.51)	-	-	4,864,390.80	410,960.13	336,535.25	747,495.38	318,466.55	245,068.83	563,535.38	-	4,116,895.42	183,960.00	-
PS	5010000000	286,317.61	-	286,317.61	286,317.61	-	-	-	286,317.61	14,000.00	118.78	14,118.78	14,000.00	118.78	14,118.78	-	272,198.83	-	-
MOOE	5020000000	4,799,375.70	(767,302.51)	4,032,073.19	4,799,375.70	(767,302.51)	-	-	4,032,073.19	396,960.13	336,416.47	733,376.60	304,466.55	244,950.05	549,416.60	-	3,298,696.59	183,960.00	-
CO	5060000000	546,000.00	-	546,000.00	546,000.00	-	-	-	546,000.00	-	-	-	-	-	-	-	546,000.00	-	-
Non - Land Transfer Activities	310100100002000	195,784.49	(109,951.02)	85,833.47	195,784.49	(109,951.02)	-	-	85,833.47	7,670.00	20,419.00	28,089.00	7,670.00	20,419.00	28,089.00	-	57,744.47	-	-
PS	5010000000	-	-	-	-	-	-	-	-	-	-	-	-	-	-	-	-	-	-
MOOE	5020000000	195,784.49	(109,951.02)	85,833.47	195,784.49	(109,951.02)	-	-	85,833.47	7,670.00	20,419.00	28,089.00	7,670.00	20,419.00	28,089.00	-	57,744.47	-	-
CO	5060000000	-	-	-	-	-	-	-	-	-	-	-	-	-	-	-	-	-	-
Landowner's Compensation by LBP	310100100003000	6,784,000.00	-	6,784,000.00	-	-	-	-	-	-	-	-	-	-	-	6,784,000.00	-	-	-
PS	5010000000	-	-	-	-	-	-	-	-	-	-	-	-	-	-	-	-	-	-
MOOE	5020000000	6,784,000.00	-	6,784,000.00	-	-	-	-	-	-	-	-	-	-	-	6,784,000.00	-	-	-
CO	5060000000	-	-	-	-	-	-	-	-	-	-	-	-	-	-	-	-	-	-
Post - Land Distribution	310100100004000	4,621,756.03	(889,163.97)	3,732,592.06	4,621,756.03	(889,163.97)	-	-	3,732,592.06	255,388.10	394,953.02	650,341.12	173,587.10	367,271.20	540,858.30	-	3,082,250.94	109,482.82	-
PS	5010000000	54,207.00	-	54,207.00	54,207.00	-	-	-	54,207.00	-	-	-	-	-	-	-	54,207.00	-	-
MOOE	5020000000	4,567,549.03	(889,163.97)	3,678,385.06	4,567,549.03	(889,163.97)	-	-	3,678,385.06	255,388.10	394,953.02	650,341.12	173,587.10	367,271.20	540,858.30	-	3,028,043.94	109,482.82	-
CO	5060000000	-	-	-	-	-	-	-	-	-	-	-	-	-	-	-	-	-	-



DEPARTMENT OF AGRARIAN REFORM  
STATEMENT OF APPROPRIATIONS, ALLOTMENTS, OBLIGATIONS, DISBURSEMENTS AND BALANCES  
As at the Quarter Ending June 30, 2020

Department	: DEPARTMENT OF AGRARIAN REFORM
Agency/Entity	: OFFICE OF THE SECRETARY
Operating Unit	: CONSOLIDATED
Organization Code (UAC)	: 040010000000
Funding Cluster	: 01 - Regular Agency Fund

FAR No. 1	Current Year Appropriations
	Supplemental Appropriations
X X X X X	Continuing Appropriations

FINAL

Particulars	UACS Code	C O N S O L I D A T I O N																	
		Appropriations			Allotments					Obligations			Disbursements			Balances			
		Authorized Appropriations	Adjustments (Transfer (To)/From, Modifications/Au gmentations)	Adjusted Appropriations	Allotments Received	Adjustments (Reductions, Modifications/Au gmentations)	Transfer To	Transfer From	Adjusted Allotments	1st Quarter Ending March 31	2nd Quarter Ending June 30	Total	1st Quarter Ending March 31	2nd Quarter Ending June 30	Total	Unreleased Appropriations	Unobligated Allotments	Unpaid Obligations (15-20) = (23+24)	
																		Due and Demandable	Not Yet Due and Demandable
1	2	3	4	5=(3+4)	6	7	8	9	10=[(6+(-)7)-8+9]	11	12	15=(11+12+13+14)	16	17	20=(16+17+18+19)	21=(5-10)	22=(10-15)	23	24
Supervision and Management of Processes Relative to Land Tenure Security Program	310100100005000	14,486,019.88	(1,628,917.60)	12,857,102.28	14,486,019.88	(1,628,917.60)	2,158,454.14	2,158,454.14	12,857,102.28	1,329,853.79	61,597.66	1,391,451.45	481,859.11	737,483.48	1,219,342.59	-	11,465,650.83	119,848.86	52,260.00
PS	5010000000	-	-	-	-	-	-	-	-	-	-	-	-	-	-	-	-	-	-
MOOE	5020000000	14,486,019.88	(1,628,917.60)	12,857,102.28	14,486,019.88	(1,628,917.60)	2,158,454.14	2,158,454.14	12,857,102.28	1,329,853.79	61,597.66	1,391,451.45	481,859.11	737,483.48	1,219,342.59	-	11,465,650.83	119,848.86	52,260.00
CO	5060000000	-	-	-	-	-	-	-	-	-	-	-	-	-	-	-	-	-	-
Sub-total Land Tenure Security Program ( LTSP )	3101000000000000	31,719,253.71	(3,395,335.10)	28,323,918.61	24,935,253.71	(3,395,335.10)	2,158,454.14	2,158,454.14	21,539,918.61	2,003,872.02	813,504.93	2,817,376.95	981,582.76	1,370,242.51	2,351,825.27	6,784,000.00	18,722,541.66	413,291.68	52,260.00
PS	5010000000	340,524.61	-	340,524.61	340,524.61	-	-	-	340,524.61	14,000.00	118.78	14,118.78	14,000.00	118.78	14,118.78	-	326,405.83	-	-
MOOE	5020000000	30,832,729.10	(3,395,335.10)	27,437,394.00	24,048,729.10	(3,395,335.10)	2,158,454.14	2,158,454.14	20,653,394.00	1,989,872.02	813,386.15	2,803,258.17	967,582.76	1,370,123.73	2,337,706.49	6,784,000.00	17,850,135.83	413,291.68	52,260.00
CO	5060000000	546,000.00	-	546,000.00	546,000.00	-	-	-	546,000.00	-	-	-	-	-	-	-	546,000.00	-	-
OO : Tillers' Rights and Welfare Promoted	3200000000000000	27,835,163.50	(5,552,822.74)	22,282,340.76	27,835,163.50	(5,552,822.74)	36,119.54	36,119.54	22,282,340.76	1,850,600.62	1,513,808.03	3,364,408.65	1,084,460.63	1,747,260.79	2,831,721.42	-	18,917,932.11	473,399.23	59,288.00
AGRARIAN JUSTICE DELIVERY PROGRAM	3201000000000000	27,835,163.50	(5,552,822.74)	22,282,340.76	27,835,163.50	(5,552,822.74)	36,119.54	36,119.54	22,282,340.76	1,850,600.62	1,513,808.03	3,364,408.65	1,084,460.63	1,747,260.79	2,831,721.42	-	18,917,932.11	473,399.23	59,288.00
Supervision and Management for Effective Delivery of Legal Services and Adjudication of Agrarian Cases	320100100001000	10,944,181.15	(1,379,813.39)	9,564,367.76	10,944,181.15	(1,379,813.39)	36,119.54	36,119.54	9,564,367.76	882,709.77	126,188.50	1,008,898.27	418,058.39	487,256.38	905,314.77	-	8,555,469.49	103,583.50	-
PS	5010000000	-	-	-	-	-	-	-	-	-	-	-	-	-	-	-	-	-	-
MOOE	5020000000	10,944,181.15	(1,379,813.39)	9,564,367.76	10,944,181.15	(1,379,813.39)	36,119.54	36,119.54	9,564,367.76	882,709.77	126,188.50	1,008,898.27	418,058.39	487,256.38	905,314.77	-	8,555,469.49	103,583.50	-
CO	5060000000	-	-	-	-	-	-	-	-	-	-	-	-	-	-	-	-	-	-
Adjudication of Agrarian Reform Cases	320100100002000	6,115,005.88	(1,977,448.60)	4,137,557.28	6,115,005.88	(1,977,448.60)	-	-	4,137,557.28	443,901.19	292,534.94	736,436.13	324,531.21	277,817.69	602,348.90	-	3,401,121.15	119,399.23	14,688.00
PS	5010000000	240,846.58	-	240,846.58	240,846.58	-	-	-	240,846.58	8,000.00	877.66	8,877.66	8,000.00	877.66	8,877.66	-	231,968.92	-	-
MOOE	5020000000	5,874,159.30	(1,977,448.60)	3,896,710.70	5,874,159.30	(1,977,448.60)	-	-	3,896,710.70	435,901.19	291,657.28	727,558.47	316,531.21	276,940.03	593,471.24	-	3,169,152.23	119,399.23	14,688.00
CO	5060000000	-	-	-	-	-	-	-	-	-	-	-	-	-	-	-	-	-	-
Resolution of Agrarian Law of Implementation Cases	320100100003000	4,245,784.18	(576,008.82)	3,669,775.36	4,245,784.18	(576,008.82)	-	-	3,669,775.36	265,454.78	265,498.57	530,953.35	146,891.15	265,090.87	411,982.02	-	3,138,822.01	74,371.33	44,600.00
PS	5010000000	18,000.00	-	18,000.00	18,000.00	-	-	-	18,000.00	-	-	-	-	-	-	-	18,000.00	-	-
MOOE	5020000000	4,227,784.18	(576,008.82)	3,651,775.36	4,227,784.18	(576,008.82)	-	-	3,651,775.36	265,454.78	265,498.57	530,953.35	146,891.15	265,090.87	411,982.02	-	3,120,822.01	74,371.33	44,600.00
CO	5060000000	-	-	-	-	-	-	-	-	-	-	-	-	-	-	-	-	-	-
Provision of Agrarian Legal Assistance	320100100004000	6,530,192.29	(1,619,551.93)	4,910,640.36	6,530,192.29	(1,619,551.93)	-	-	4,910,640.36	258,534.88	829,586.02	1,088,120.90	194,979.88	717,095.85	912,075.73	-	3,822,519.46	176,045.17	-
PS	5010000000	139,796.80	-	139,796.80	139,796.80	-	-	-	139,796.80	2,972.90	-	2,972.90	2,972.90	-	2,972.90	-	136,823.90	-	-
MOOE	5020000000	6,390,395.49	(1,619,551.93)	4,770,843.56	6,390,395.49	(1,619,551.93)	-	-	4,770,843.56	255,561.98	829,586.02	1,085,148.00	192,006.98	717,095.85	909,102.83	-	3,685,695.56	176,045.17	-
CO	5060000000	-	-	-	-	-	-	-	-	-	-	-	-	-	-	-	-	-	-
Sub-total Agrarian Justice Delivery Program ( AJDP )	3201000000000000	27,835,163.50	(5,552,822.74)	22,282,340.76	27,835,163.50	(5,552,822.74)	36,119.54	36,119.54	22,282,340.76	1,850,600.62	1,513,808.03	3,364,408.65	1,084,460.63	1,747,260.79	2,831,721.42	-	18,917,932.11	473,399.23	59,288.00
PS	5010000000	398,643.38	-	398,643.38	398,643.38	-	-	-	398,643.38	10,972.90	877.66	11,850.56	10,972.90	877.66	11,850.56	-	386,792.82	-	-
MOOE	5020000000	27,436,520.12	(5,552,822.74)	21,883,697.38	27,436,520.12	(5,552,822.74)	36,119.54	36,119.54	21,883,697.38	1,839,627.72	1,512,930.37	3,352,558.09	1,073,487.73	1,746,383.13	2,819,870.86	-	18,531,139.29	473,399.23	59,288.00
CO	5060000000	-	-	-	-	-	-	-	-	-	-	-	-	-	-	-	-	-	-
OO : Agrarian Reform Areas Improved	3300000000000000	100,251,711.88	-	100,251,711.88	100,251,711.88	-	20,461,506.55	20,461,506.55	100,251,711.88	7,263,213.52	25,389,587.37	32,652,800.89	1,585,428.60	11,841,635.80	13,427,064.40	-	67,598,910.99	16,754,419.73	2,471,316.76
AR BENEFICIARIES DEVELOPMENT and SUSTAINABILITY PROGRAM	3301000000000000	100,251,711.88	-	100,251,711.88	100,251,711.88	-	20,461,506.55	20,461,506.55	100,251,711.88	7,263,213.52	25,389,587.37	32,652,800.89	1,585,428.60	11,841,635.80	13,427,064.40	-	67,598,910.99	16,754,419.73	2,471,316.76
Supervision and Management for Effective Delivery of Support Services	330100100001000	8,778,458.01	-	8,778,458.01	8,778,458.01	-	6,879,500.00	6,879,500.00	8,778,458.01	350,403.24	1,145,972.15	1,496,375.39	290,245.72	527,891.51	818,137.23	-	7,282,082.62	656,824.16	21,414.00
PS	5010000000	41,499.85	-	41,499.85	41,499.85	-	-	-	41,499.85	-	-	-	-	-	-	-	41,499.85	-	-
MOOE	5020000000	8,736,958.16	-	8,736,958.16	8,736,958.16	-	6,879,500.00	6,879,500.00	8,736,958.16	350,403.24	1,145,972.15	1,496,375.39	290,245.72	527,891.51	818,137.23	-	7,240,582.77	656,824.16	21,414.00
CO	5060000000	-	-	-	-	-	-	-	-	-	-	-	-	-	-	-	-	-	-
Social Infrastructure Building ( SIB )	330100100002000	1,007,992.50	-	1,007,992.50	1,007,992.50	-	-	-	1,007,992.50	104,456.68	575,168.45	679,625.13	57,849.68	539,538.95	597,388.63	-	328,367.37	80,566.50	1,670.00
PS	5010000000	78,591.13	-	78,591.13	78,591.13	-	-	-	78,591.13	-	21.40	21.40	-	21.40	21.40	-	78,569.73	-	-
MOOE	5020000000	929,401.37	-	929,401.37	929,401.37	-	-	-	929,401.37	104,456.68	575,147.05	679,603.73	57,849.68	539,517.55	597,367.23	-	249,797.64	80,566.50	1,670.00
CO	5060000000	-	-	-	-	-	-	-	-	-	-	-	-	-	-	-	-	-	-
Enterprise Development, Economic and Physical Infrastructure Support	330100100003000	68,580,709.42	-	68,580,709.42	68,580,709.42	-	11,300,100.00	11,300,100.00	68,580,709.42	5,846,122.60	15,499,519.09	21,345,641.69	780,292.15	7,813,837.59	8,594,129.74	-	47,235,067.73	10,930,883.73	1,820,628.22
PS	5010000000	123,289.06	-	123,289.06	123,289.06	-	-	-	123,289.06	-	39,593.00	39,593.00	-	39,593.00	39,593.00	-	83,696.06	-	-
MOOE	5020000000	67,957,420.36	-	67,957,420.36	67,957,420.36	-	11,300,100.00	11,300,100.00	67,957,420.36	5,846,122.60	15,459,926.09	21,306,048.69	780,292.15	7,774,244.59	8,554,536.74	-	46,651,371.67	10,930,883.73	1,820,628.22
CO	5060000000	500,000.00	-	500,000.00	500,000.00	-	-	-	500,000.00	-	-	-	-	-	-	-	500,000.00	-	-



DEPARTMENT OF AGRARIAN REFORM  
STATEMENT OF APPROPRIATIONS, ALLOTMENTS, OBLIGATIONS, DISBURSEMENTS AND BALANCES  
As at the Quarter Ending June 30, 2020


Department : DEPARTMENT OF AGRARIAN REFORM  
Agency/Entity : OFFICE OF THE SECRETARY  
Operating Unit : CONSOLIDATED  
Organization Code (UAC) : 040010000000  
Funding Cluster : 01 - Regular Agency Fund

FAR No. 1  
Current Year Appropriations  
Supplemental Appropriations  
X X X X X Continuing Appropriations


FINAL

C O N S O L I D A T I O N																			
Particulars	UACS Code	Appropriations			Allotments					Obligations			Disbursements			Balances			
		Authorized Appropriations	Adjustments (Transfer To)/From, Modifications/Au gmentations)	Adjusted Appropriations	Allotments Received	Adjustments (Reductions, Modifications/Au gmentations)	Transfer To	Transfer From	Adjusted Allotments	1st Quarter Ending March 31	2nd Quarter Ending June 30	Total	1st Quarter Ending March 31	2nd Quarter Ending June 30	Total	Unreleased Appropriations	Unobligated Allotments	Unpaid Obligations (15-20) = (23+24)	
																		Due and Demandable	Not Yet Due and Demandable
1	2	3	4	5=(3+4)	6	7	8	9	10=[(6+(-7))-8+9]	11	12	15=(11+12+13+14)	16	17	20=(16+17+18+19)	21=(5-10)	22=(10-15)	23	24
Climate Resilient Farm Productivity Support	330100100004000	21,884,551.95	-	21,884,551.95	21,884,551.95	-	2,281,906.55	2,281,906.55	21,884,551.95	962,231.00	8,168,927.68	9,131,158.68	457,041.05	2,960,367.75	3,417,408.80	-	12,753,393.27	5,086,145.34	627,604.54
PS	5010000000	103,541.86	-	103,541.86	103,541.86	-	-	-	103,541.86	-	-	-	-	-	-	-	103,541.86	-	-
MOOE	5020000000	21,781,010.09	-	21,781,010.09	21,781,010.09	-	2,281,906.55	2,281,906.55	21,781,010.09	962,231.00	8,168,927.68	9,131,158.68	457,041.05	2,960,367.75	3,417,408.80	-	12,649,851.41	5,086,145.34	627,604.54
CO	5060000000	-	-	-	-	-	-	-	-	-	-	-	-	-	-	-	-	-	-
AR Beneficiaries Development and Sustainability	3301000000000000	100,251,711.88	-	100,251,711.88	100,251,711.88	-	20,461,506.55	20,461,506.55	100,251,711.88	7,263,213.52	25,389,587.37	32,652,800.89	1,585,428.60	11,841,635.80	13,427,064.40	-	67,598,910.99	16,754,419.73	2,471,316.76
Sub-total Program ( ARBDSP )	5010000000	346,921.90	-	346,921.90	346,921.90	-	-	-	346,921.90	-	39,614.40	39,614.40	-	39,614.40	39,614.40	-	307,307.50	-	-
PS	5020000000	99,404,789.98	-	99,404,789.98	99,404,789.98	-	20,461,506.55	20,461,506.55	99,404,789.98	7,263,213.52	25,349,972.97	32,613,186.49	1,585,428.60	11,802,021.40	13,387,450.00	-	66,791,603.49	16,754,419.73	2,471,316.76
MOOE	5060000000	500,000.00	-	500,000.00	500,000.00	-	-	-	500,000.00	-	-	-	-	-	-	-	500,000.00	-	-
CO																			
Sub-total OPERATIONS	3000000000000000	159,806,129.09	(8,948,157.84)	150,857,971.25	153,022,129.09	(8,948,157.84)	22,656,080.23	22,656,080.23	144,073,971.25	11,117,686.16	27,716,900.33	38,834,586.49	3,651,471.99	14,959,139.10	18,610,611.09	6,784,000.00	105,239,384.76	17,641,110.64	2,582,864.76
PS	5010000000	1,086,089.88	-	1,086,089.88	1,086,089.88	-	-	-	1,086,089.88	24,972.90	40,610.84	65,583.74	24,972.90	40,610.84	65,583.74	-	1,020,506.14	-	-
MOOE	5020000000	157,674,039.20	(8,948,157.84)	148,725,881.36	150,890,039.20	(8,948,157.84)	22,656,080.23	22,656,080.23	141,941,881.36	11,092,713.26	27,676,289.49	38,769,002.75	3,626,499.09	14,918,528.26	18,545,027.35	6,784,000.00	103,172,878.61	17,641,110.64	2,582,864.76
CO	5060000000	1,046,000.00	-	1,046,000.00	1,046,000.00	-	-	-	1,046,000.00	-	-	-	-	-	-	-	1,046,000.00	-	-
TOTAL PROGRAMS		308,497,232.73	(36,713,806.73)	271,783,426.00	301,713,232.73	(36,713,806.73)	38,215,243.23	38,215,243.23	264,999,426.00	24,504,154.83	35,783,873.99	60,288,028.82	12,098,957.19	23,650,594.98	35,749,552.17	6,784,000.00	204,711,397.18	21,510,653.89	3,027,822.76
PS	5010000000	2,822,661.91	-	2,822,661.91	2,822,661.91	-	-	-	2,822,661.91	39,972.90	47,398.01	87,370.91	39,972.90	47,398.01	87,370.91	-	2,735,291.00	-	-
MOOE	5020000000	289,228,144.15	(26,537,433.73)	262,690,710.42	282,444,144.15	(26,537,433.73)	35,563,061.23	35,563,061.23	255,906,710.42	24,464,181.93	34,037,278.99	58,501,460.92	12,058,984.29	21,903,999.98	33,962,984.27	6,784,000.00	197,405,249.50	21,510,653.89	3,027,822.76
CO	5060000000	16,446,426.67	(10,176,373.00)	6,270,053.67	16,446,426.67	(10,176,373.00)	2,652,182.00	2,652,182.00	6,270,053.67	-	1,699,196.99	1,699,196.99	-	1,699,196.99	1,699,196.99	-	4,570,856.68	-	-
TOTAL AGENCY SPECIFIC BUDGET		308,497,232.73	(36,713,806.73)	271,783,426.00	301,713,232.73	(36,713,806.73)	38,215,243.23	38,215,243.23	264,999,426.00	24,504,154.83	35,783,873.99	60,288,028.82	12,098,957.19	23,650,594.98	35,749,552.17	6,784,000.00	204,711,397.18	21,510,653.89	3,027,822.76
PS	5010000000	2,822,661.91	-	2,822,661.91	2,822,661.91	-	-	-	2,822,661.91	39,972.90	47,398.01	87,370.91	39,972.90	47,398.01	87,370.91	-	2,735,291.00	-	-
MOOE	5020000000	289,228,144.15	(26,537,433.73)	262,690,710.42	282,444,144.15	(26,537,433.73)	35,563,061.23	35,563,061.23	255,906,710.42	24,464,181.93	34,037,278.99	58,501,460.92	12,058,984.29	21,903,999.98	33,962,984.27	6,784,000.00	197,405,249.50	21,510,653.89	3,027,822.76
CO	5060000000	16,446,426.67	(10,176,373.00)	6,270,053.67	16,446,426.67	(10,176,373.00)	2,652,182.00	2,652,182.00	6,270,053.67	-	1,699,196.99	1,699,196.99	-	1,699,196.99	1,699,196.99	-	4,570,856.68	-	-
III. SPECIAL PURPOSE FUND		2,441,500.71	-	2,441,500.71	2,441,500.71	-	-	-	2,441,500.71	151,493.27	1,045.41	152,538.68	151,493.27	1,045.41	152,538.68	-	2,288,962.03	-	-
Miscellaneous Personnel Benefits Fund	01101406	2,440,983.26	-	2,440,983.26	2,440,983.26	-	-	-	2,440,983.26	151,493.27	1,045.41	152,538.68	151,493.27	1,045.41	152,538.68	-	2,288,444.58	-	-
Personnel Services		2,440,983.26	-	2,440,983.26	2,440,983.26	-	-	-	2,440,983.26	151,493.27	1,045.41	152,538.68	151,493.27	1,045.41	152,538.68	-	2,288,444.58	-	-
MOOE (Legal Defense Fund)		-	-	-	-	-	-	-	-	-	-	-	-	-	-	-	-	-	-
Pension and Gratuity Fund	01101407	517.45	-	517.45	517.45	-	-	-	517.45	-	-	-	-	-	-	-	517.45	-	-
IV. Special Accounts in the General Fund - Fiduciary Fund for Agrarian Reform Education (SAGF - FARE)	03104321	-	-	-	-	-	-	-	-	-	-	-	-	-	-	-	-	-	-
Agrarian Reform Information and Education (MOOE)	200000100002000	-	-	-	-	-	-	-	-	-	-	-	-	-	-	-	-	-	-
GRAND TOTAL		310,938,733.44	(36,713,806.73)	274,224,926.71	304,154,733.44	(36,713,806.73)	38,215,243.23	38,215,243.23	267,440,926.71	24,655,648.10	35,784,919.40	60,440,567.50	12,250,450.46	23,651,640.39	35,902,090.85	6,784,000.00	207,000,359.21	21,510,653.89	3,027,822.76
PS		5,264,162.62	-	5,264,162.62	5,264,162.62	-	-	-	5,264,162.62	191,466.17	48,443.42	239,909.59	191,466.17	48,443.42	239,909.59	-	5,024,253.03	-	-
MOOE		289,228,144.15	(26,537,433.73)	262,690,710.42	282,444,144.15	(26,537,433.73)	35,563,061.23	35,563,061.23	255,906,710.42	24,464,181.93	34,037,278.99	58,501,460.92	12,058,984.29	21,903,999.98	33,962,984.27	6,784,000.00	197,405,249.50	21,510,653.89	3,027,822.76
CO		16,446,426.67	(10,176,373.00)	6,270,053.67	16,446,426.67	(10,176,373.00)	2,652,182.00	2,652,182.00	6,270,053.67	-	1,699,196.99	1,699,196.99	-	1,699,196.99	1,699,196.99	-	4,570,856.68	-	-
Recapitulation:		310,938,733.44	(36,713,806.73)	274,224,926.71	304,154,733.44	(36,713,806.73)	38,215,243.23	38,215,243.23	267,440,926.71	24,655,648.10	35,784,919.40	60,440,567.50	12,250,450.46	23,651,640.39	35,902,090.85	6,784,000.00	207,000,359.21	21,510,653.89	3,027,822.76
GAS		124,759,943.32	(19,228,152.62)	105,531,790.70	124,759,943.32	(19,228,152.62)	12,593,313.00	12,593,313.00	105,531,790.70	11,663,376.97	6,956,452.28	18,619,829.25	7,560,882.12	7,692,882.09	15,253,764.21	-	86,911,961.45	2,971,057.04	395,008.00
STO		23,931,160.33	(8,537,496.27)	15,393,664.06	23,931,160.33	(8,537,496.27)	2,965,850.00	2,965,850.00	15,393,664.06	1,723,091.70	1,110,521.38	2,833,613.08	886,603.09	998,573.79	1,885,176.87	-	12,560,050.98	898,486.21	49,950.00
LTSP		31,719,253.71	(3,395,335.10)	28,323,918.61	24,935,253.71	(3,395,335.10)	2,158,454.14	2,158,454.14	21,539,918.61	2,003,872.02	813,504.93	2,817,376.95	981,582.76	1,370,242.51	2,351,825.27	6,784,000.00	18,722,541.66	413,291.68	52,260.00
AJDP		27,835,163.50	(5,552,822.74)	22,282,340.76	27,835,163.50	(5,552,822.74)	36,119.54	36,119.54	22,282,340.76	1,850,600.62	1,513,808.03	3,364,408.65	1,084,460.63	1,747,260.79	2,831,721.42	-	18,917,932.11	473,399.23	59,288.00
ARBDSP		100,251,711.88	-	100,251,711.88	100,251,711.88	-	20,461,506.55	20,461,506.55	100,251,711.88	7,263,213.52	25,389,587.37	32,652,800.89	1,585,428.60	11,841,635.80	13,427,064.40	-	67,598,910.99	16,754,419.73	2,471,316.76
Automatic Appropriations		-	-	-	-	-	-	-	-	-	-	-	-	-	-	-	-	-	-
Special Purpose Fund		2,441,500.71	-	2,441,500.71	2,441,500.71	-	-	-	2,441,500.71	151,493.27	1,045.41	152,538.68	151,493.27	1,045.41	152,538.68	-	2,288,962.03	-	-
SAGF - FARE		-	-	-	-	-	-	-	-	-	-	-	-	-	-	-	-	-	-


Certified Correct:

  
MA. CRISTINA C. DAGDAG  
Chief, Budget Division  
Date:


Certified Correct:

  
DENNIS G. RAMOS  
OIC - Accounting Division  
Date:

Recommending Approval:

  
AURITA CARLOS - ANG  
Director IV, FMS  
Date:

Approved By:

  
Atty. LUCIUS JUN-JUN G. MALSI  
OIC, Office of the Undersecretary  
Finance, Management & Administration  
Date:

Note: The Unreleased Appropriations includes PhP 6,784,000.00 for Landowner's Compensation by LBP.