

DEPARTMENT OF AGRARIAN REFORM
STATEMENT OF APPROPRIATIONS, ALLOTMENTS, OBLIGATIONS, DISBURSEMENTS AND BALANCES
As of the Quarter Ending December 31, 2019

Department	: DEPARTMENT OF AGRARIAN REFORM
Agency	: OFFICE OF THE SECRETARY
Operating Unit	: CONSOLIDATED
Organization Code (UAC)	: 040010000000
Funding Source Code	: 01 - Regular Agency Fund

FAR No. 1

	Current Year Appropriations
	Supplemental Appropriations
X X X X X	Continuing Appropriations

FINAL

Particulars		UACS Code	C O N S O L I D A T I O N																					
			Appropriations			Allotments					Current Year Obligations					Current Year Disbursements					Balances			
			Authorized Appropriation	Adjustments (Transfer (To)/From, Realignment)	Adjusted Appropriations	Allotments Received	Adjustments (Withdrawal, Realignment)	Transfer To	Transfer From	Adjusted Total Allotments	1st Quarter	2nd Quarter	3rd Quarter	4th Quarter	Total	1st Quarter	2nd Quarter	3rd Quarter	4th Quarter	Total	Unreleased Appropriations	Unobligated Allotment	Unpaid Obligations (15-20) = (23+24)	
											Ending March 31	Ending June 30	Ending September 30	Ending Dec. 31		Ending March 31	Ending June 30	Ending September 30	Ending Dec. 31				Due and Demandable	Not Yet Due and Demandable
1	2	3	4	5=(3+4)	6	7	8	9	10=[(8+(-)7) -8+9]	11	12	13	14	15=[(11+12+13+14))	16	17	18	19	20=(16+17+18+19)	21=(5-10)	22=(10-15)	23	24	
I. AGENCY SPECIFIC BUDGET	01102101	462,493,727.04	-	462,493,727.04	452,493,727.04	-	77,998,086.16	77,998,086.16	452,493,727.04	21,585,335.01	25,673,155.27	40,608,286.26	218,541,897.56	306,388,674.10	15,239,479.43	14,917,692.82	27,981,815.60	69,305,973.97	127,444,961.82	10,000,000.00	146,105,052.94	39,631,311.67	139,312,400.61	
GENERAL ADMINISTRATIVE AND SUPPORT	1000000000000000	75,748,943.71	-	75,748,943.71	75,748,943.71	-	30,385,773.16	30,385,773.16	75,748,943.71	4,630,429.30	3,465,396.72	7,948,647.63	47,444,404.52	63,488,878.17	4,001,201.96	2,065,733.35	3,538,301.17	26,791,263.39	36,396,499.87	-	12,260,065.54	10,099,885.13	16,992,493.17	
General Management and Supervision	1000001000010000	75,748,943.71	-	75,748,943.71	75,748,943.71	-	30,385,773.16	30,385,773.16	75,748,943.71	4,630,429.30	3,465,396.72	7,948,647.63	47,444,404.52	63,488,878.17	4,001,201.96	2,065,733.35	3,538,301.17	26,791,263.39	36,396,499.87	-	12,260,065.54	10,099,885.13	16,992,493.17	
PS	5010000000	-	-	-	-	-	-	-	-	-	-	-	-	-	-	-	-	-	-	-	-	-	-	
MOOE	5020000000	74,878,943.71	-	74,878,943.71	74,878,943.71	-	30,385,773.16	30,385,773.16	74,878,943.71	4,630,429.30	2,930,191.72	7,948,647.63	47,444,404.52	62,953,673.17	4,001,201.96	1,639,805.48	3,429,024.04	26,791,263.39	35,861,294.87	-	11,925,270.54	10,099,885.13	16,992,493.17	
CO	5060000000	870,000.00	-	870,000.00	870,000.00	-	-	-	870,000.00	-	535,205.00	-	-	535,205.00	-	425,927.87	109,277.13	-	535,205.00	-	334,795.00	-	-	
Sub-total General Administration and Support	1000000000000000	75,748,943.71	-	75,748,943.71	75,748,943.71	-	30,385,773.16	30,385,773.16	75,748,943.71	4,630,429.30	3,465,396.72	7,948,647.63	47,444,404.52	63,488,878.17	4,001,201.96	2,065,733.35	3,538,301.17	26,791,263.39	36,396,499.87	-	12,260,065.54	10,099,885.13	16,992,493.17	
PS	5010000000	-	-	-	-	-	-	-	-	-	-	-	-	-	-	-	-	-	-	-	-	-	-	
MOOE	5020000000	74,878,943.71	-	74,878,943.71	74,878,943.71	-	30,385,773.16	30,385,773.16	74,878,943.71	4,630,429.30	2,930,191.72	7,948,647.63	47,444,404.52	62,953,673.17	4,001,201.96	1,639,805.48	3,429,024.04	26,791,263.39	35,861,294.87	-	11,925,270.54	10,099,885.13	16,992,493.17	
CO	5060000000	870,000.00	-	870,000.00	870,000.00	-	-	-	870,000.00	-	535,205.00	-	-	535,205.00	-	425,927.87	109,277.13	-	535,205.00	-	334,795.00	-	-	
SUPPORT TO OPERATIONS	2000000000000000	52,563,788.80	-	52,563,788.80	52,563,788.80	-	14,871,553.00	14,871,553.00	52,563,788.80	2,004,002.14	4,166,157.68	8,105,939.57	12,858,124.44	27,134,223.83	857,602.14	2,246,099.74	7,770,748.36	7,377,427.18	18,251,877.42	-	25,429,564.97	3,685,364.14	5,196,982.27	
Policy Formulation, Planning, Monitoring and Evaluation, Information Management and Systems Development	2000001000010000	35,736,439.87	-	35,736,439.87	35,736,439.87	-	10,797,770.00	10,797,770.00	35,736,439.87	785,679.96	2,440,366.32	3,426,906.00	7,539,608.31	14,192,560.59	492,656.96	985,038.88	4,365,060.74	4,928,031.50	10,770,788.08	-	21,543,879.28	1,660,742.96	1,761,029.55	
PS	5010000000	-	-	-	-	-	-	-	-	-	-	-	-	-	-	-	-	-	-	-	-	-	-	
MOOE	5020000000	35,596,439.87	-	35,596,439.87	35,596,439.87	-	10,797,770.00	10,797,770.00	35,596,439.87	785,679.96	2,440,366.32	3,426,906.00	7,539,608.31	14,192,560.59	492,656.96	985,038.88	4,365,060.74	4,928,031.50	10,770,788.08	-	21,403,879.28	1,660,742.96	1,761,029.55	
CO	5060000000	140,000.00	-	140,000.00	140,000.00	-	-	-	140,000.00	-	-	-	-	-	-	-	-	-	-	-	140,000.00	-	-	
Agrarian Reform Information and Education	2000001000020000	16,827,348.93	-	16,827,348.93	16,827,348.93	-	4,073,783.00	4,073,783.00	16,827,348.93	1,218,322.18	1,725,791.36	4,679,033.57	5,318,516.13	12,941,663.24	364,945.18	1,261,060.86	3,405,687.62	2,448,395.68	7,481,089.34	-	3,885,685.69	2,024,621.18	3,435,952.72	
PS	5010000000	-	-	-	-	-	-	-	-	-	-	-	-	-	-	-	-	-	-	-	-	-	-	
MOOE	5020000000	16,827,348.93	-	16,827,348.93	16,827,348.93	-	4,073,783.00	4,073,783.00	16,827,348.93	1,218,322.18	1,725,791.36	4,679,033.57	5,318,516.13	12,941,663.24	364,945.18	1,261,060.86	3,405,687.62	2,448,395.68	7,481,089.34	-	3,885,685.69	2,024,621.18	3,435,952.72	
CO	5060000000	-	-	-	-	-	-	-	-	-	-	-	-	-	-	-	-	-	-	-	-	-	-	
Sub-total Support to Operations	1000000000000000	52,563,788.80	-	52,563,788.80	52,563,788.80	-	14,871,553.00	14,871,553.00	52,563,788.80	2,004,002.14	4,166,157.68	8,105,939.57	12,858,124.44	27,134,223.83	857,602.14	2,246,099.74	7,770,748.36	7,377,427.18	18,251,877.42	-	25,429,564.97	3,685,364.14	5,196,982.27	
PS	5010000000	-	-	-	-	-	-	-	-	-	-	-	-	-	-	-	-	-	-	-	-	-	-	
MOOE	5020000000	52,423,788.80	-	52,423,788.80	52,423,788.80	-	14,871,553.00	14,871,553.00	52,423,788.80	2,004,002.14	4,166,157.68	8,105,939.57	12,858,124.44	27,134,223.83	857,602.14	2,246,099.74	7,770,748.36	7,377,427.18	18,251,877.42	-	25,289,564.97	3,685,364.14	5,196,982.27	
CO	5060000000	140,000.00	-	140,000.00	140,000.00	-	-	-	140,000.00	-	-	-	-	-	-	-	-	-	-	-	140,000.00	-	-	
OPERATIONS	3000000000000000	334,180,994.53	-	334,180,994.53	324,180,994.53	-	32,740,760.00	32,740,760.00	324,180,994.53	14,930,903.57	18,041,600.87	24,553,699.06	158,239,368.60	215,765,572.10	10,380,675.33	10,605,859.73	16,672,766.07	35,137,283.40	72,796,584.53	10,000,000.00	108,415,422.43	25,846,062.40	117,122,925.17	
OO : Tillers' Security of Tenure Ensured	3100000000000000	48,420,496.48	-	48,420,496.48	38,420,496.48	-	-	-	38,420,496.48	2,595,311.98	713,392.29	2,356,168.31	6,719,555.51	12,384,428.09	826,716.38	1,275,127.01	1,335,423.31	5,572,929.68	9,010,196.38	10,000,000.00	26,036,068.39	2,926,014.10	448,217.61	
LAND TENURE SECURITY PROGRAM	3101000000000000	48,420,496.48	-	48,420,496.48	38,420,496.48	-	-	-	38,420,496.48	2,595,311.98	713,392.29	2,356,168.31	6,719,555.51	12,384,428.09	826,716.38	1,275,127.01	1,335,423.31	5,572,929.68	9,010,196.38	10,000,000.00	26,036,068.39	2,926,014.10	448,217.61	
Land Acquisition and Distribution (LAD)	3101001000010000	27,751,123.26	-	27,751,123.26	27,751,123.26	-	-	-	27,751,123.26	1,734,259.65	(6,175.62)	898,048.65	4,708,042.11	7,334,174.79	444,148.69	483,026.42	547,447.47	3,449,616.14	4,924,238.72	-	20,416,948.47	2,201,588.63	208,347.44	
PS	5010000000	-	-	-	-	-	-	-	-	-	-	-	-	-	-	-	-	-	-	-	-	-	-	
MOOE	5020000000	27,733,123.26	-	27,733,123.26	27,733,123.26	-	-	-	27,733,123.26	1,734,259.65	(6,175.62)	898,048.65	4,708,042.11	7,334,174.79	444,148.69	483,026.42	547,447.47	3,449,616.14	4,924,238.72	-	20,398,948.47	2,201,588.63	208,347.44	
CO	5060000000	18,000.00	-	18,000.00	18,000.00	-	-	-	18,000.00	-	-	-	-	-	-	-	-	-	-	-	18,000.00	-	-	
Non - Land Transfer Activities	3101001000020000	209,286.08	-	209,286.08	209,286.08	-	-	-	209,286.08	73,670.50	2,043.26	43,930.31	40,139.51	159,783.58	25,107.50	2,043.26	28,931.31	96,131.05	152,213.12	-	49,502.50	7,570.46	-	
PS	5010000000	-	-	-	-	-	-	-	-	-	-	-	-	-	-	-	-	-	-	-	-	-	-	
MOOE	5020000000	209,286.08	-	209,286.08	209,286.08	-	-	-	209,286.08	73,670.50	2,043.26	43,930.31	40,139.51	159,783.58	25,107.50	2,043.26	28,931.31	96,131.05	152,213.12	-	49,502.50	7,570.46	-	
CO	5060000000	-	-	-	-	-	-	-	-	-	-	-	-	-	-	-	-	-	-	-	-	-	-	
Landowner's Compensation by LBP	3101001000030000	10,000,000.00	-	10,000,000.00	-	-	-	-	-	-	-	-	-	-	-	-	-	-	-	10,000,000.00	-	-	-	
PS	5010000000	-	-	-	-	-	-	-	-	-	-	-	-	-	-	-	-	-	-	-	-	-	-	
MOOE	5020000000	10,000,000.00	-	10,000,000.00	-	-	-	-	-	-	-	-	-	-	-	-	-	-	-	-	-	-	-	
CO	5060000000	-	-	-	-	-	-	-	-	-	-	-	-	-	-	-	-	-	-	-	-	-	-	
Post - Land Distribution	3101001000040000	8,909,149.86	-	8,909,149.86	8,909,149.86	-	-	-	8,909,149.86	556,913.02	161,581.60	1,056,903.29	1,657,486.64	3,432,884.55	287,118.34	177,872.32	393,909.18	1,687,259.53	2,546,159.37	-	5,476,265.31	646,855.01	239,870.17	
PS	5010000000	-	-	-	-	-	-	-	-	-	-	-	-	-	-	-	-	-	-	-	-	-	-	
MOOE	5020000000	8,909,149.86	-	8,909,149.86	8,909,149.86	-	-	-	8,909,149.86	556,913.02	161,581.60	1,056,903.29	1,657,486.64	3,432,884.55	287,118.34	177,872.32	393,909.18	1,687,259.53	2,546,159.37	-	5,476,265.31	646,855.01	239,870.17	
CO	5060000000	-	-	-	-	-	-	-	-	-	-	-	-	-	-	-	-	-	-	-	-	-	-	
Supervision and Management of Processes Relative to Land Tenure Security Program	3101001000050000	1,550,937.28	-	1,550,937.28	1,550,937.28	-	-	-	1,550,937.28	230,468.81	555,943.05	357,286.06	313,887.25	1,457,585.17	70,341.85	612,185.01	365,135.35	339,922.96	1,387,585.17	-	93,352.11	70,000.00	-	
PS	5010000000	-	-	-	-	-	-	-	-	-	-	-	-	-	-	-	-	-	-	-	-	-	-	
MOOE	5020000000	1,550,937.28	-	1,550,937.28	1																			

DEPARTMENT OF AGRARIAN REFORM
STATEMENT OF APPROPRIATIONS, ALLOTMENTS, OBLIGATIONS, DISBURSEMENTS AND BALANCES
As of the Quarter Ending December 31, 2019

Department : DEPARTMENT OF AGRARIAN REFORM
Agency : OFFICE OF THE SECRETARY
Operating Unit : CONSOLIDATED
Organization Code (UAC) : 040010000000
Funding Source Code : 01 - Regular Agency Fund

FAR No. 1
Current Year Appropriations
Supplemental Appropriations
Continuing Appropriations

FINAL





Particulars	UACS Code	C O N S O L I D A T I O N																					
		Appropriations			Allotments					Current Year Obligations					Current Year Disbursements					Balances			
		Authorized Appropriation	Adjustments (Transfer (To)/From, Realignment)	Adjusted Appropriations	Allotments Received	Adjustments (Withdrawal, Realignment)	Transfer To	Transfer From	Adjusted Total Allotments	1st Quarter Ending March 31	2nd Quarter Ending June 30	3rd Quarter Ending September 30	4th Quarter Ending Dec. 31	Total	1st Quarter Ending March 31	2nd Quarter Ending June 30	3rd Quarter Ending September 30	4th Quarter Ending Dec. 31	Total	Unreleased Appropriations	Unobligated Allotment	Unpaid Obligations (15-20) = (23+24)	
		3	4	5=(3+4)	6	7	8	9	10=[(6+(-)7) -0+0]	11	12	13	14	15=[(11+12+13+14)	16	17	18	19	20=[(16+17+18+19)	21=(5-10)	22=(10-15)	23	24
OO : Tillers' Rights and Welfare Promoted	3200000000000000	59,860,576.23	-	59,860,576.23	59,860,576.23	-	12,739,170.00	12,739,170.00	59,860,576.23	2,445,418.76	2,607,874.90	11,788,101.65	19,839,669.50	36,681,064.81	1,582,604.50	1,889,258.71	6,797,953.67	15,350,656.77	25,620,473.65	-	23,179,511.42	6,586,145.86	4,474,445.30
AGRARIAN JUSTICE DELIVERY PROGRAM	3201000000000000	59,860,576.23	-	59,860,576.23	59,860,576.23	-	12,739,170.00	12,739,170.00	59,860,576.23	2,445,418.76	2,607,874.90	11,788,101.65	19,839,669.50	36,681,064.81	1,582,604.50	1,889,258.71	6,797,953.67	15,350,656.77	25,620,473.65	-	23,179,511.42	6,586,145.86	4,474,445.30
Supervision and Management for Effective Delivery of Legal Services and Adjudication of Agrarian Cases	3201001000010000	9,771,998.11	-	9,771,998.11	9,771,998.11	-	1,080,041.00	1,080,041.00	9,771,998.11	365,441.08	357,637.00	5,373,780.91	475,542.09	6,572,401.08	320,461.12	75,039.96	3,465,350.18	(1,054,532.35)	2,806,318.91	-	3,199,597.03	1,466,710.62	2,299,371.55
PS	5010000000	-	-	-	-	-	-	-	-	-	-	-	-	-	-	-	-	-	-	-	-	-	-
MOOE	5020000000	9,771,998.11	-	9,771,998.11	9,771,998.11	-	1,080,041.00	1,080,041.00	9,771,998.11	365,441.08	357,637.00	5,373,780.91	475,542.09	6,572,401.08	320,461.12	75,039.96	3,465,350.18	(1,054,532.35)	2,806,318.91	-	3,199,597.03	1,466,710.62	2,299,371.55
CO	5060000000	-	-	-	-	-	-	-	-	-	-	-	-	-	-	-	-	-	-	-	-	-	-
Adjudication of Agrarian Reform Cases	3201001000020000	17,661,312.20	-	17,661,312.20	17,661,312.20	-	-	-	17,661,312.20	929,503.22	1,448,143.25	1,579,317.31	5,530,245.69	9,487,209.47	556,780.40	1,267,383.84	1,494,678.45	3,585,395.88	6,904,238.57	-	8,174,102.73	2,117,018.15	465,952.75
PS	5010000000	-	-	-	-	-	-	-	-	-	-	-	-	-	-	-	-	-	-	-	-	-	-
MOOE	5020000000	17,661,312.20	-	17,661,312.20	17,661,312.20	-	-	-	17,661,312.20	929,503.22	1,448,143.25	1,579,317.31	5,530,245.69	9,487,209.47	556,780.40	1,267,383.84	1,494,678.45	3,585,395.88	6,904,238.57	-	8,174,102.73	2,117,018.15	465,952.75
CO	5060000000	-	-	-	-	-	-	-	-	-	-	-	-	-	-	-	-	-	-	-	-	-	-
Resolution of Agrarian Law of Implementation Cases	3201001000030000	19,668,823.96	-	19,668,823.96	19,668,823.96	-	11,327,939.00	11,327,939.00	19,668,823.96	383,504.59	312,498.31	3,200,834.42	9,999,727.50	13,896,564.82	303,999.38	178,366.91	630,920.04	8,957,810.61	10,071,096.94	-	5,772,259.14	2,160,262.88	1,665,205.00
PS	5010000000	-	-	-	-	-	-	-	-	-	-	-	-	-	-	-	-	-	-	-	-	-	-
MOOE	5020000000	19,668,823.96	-	19,668,823.96	19,668,823.96	-	11,327,939.00	11,327,939.00	19,668,823.96	383,504.59	312,498.31	3,200,834.42	9,999,727.50	13,896,564.82	303,999.38	178,366.91	630,920.04	8,957,810.61	10,071,096.94	-	5,772,259.14	2,160,262.88	1,665,205.00
CO	5060000000	-	-	-	-	-	-	-	-	-	-	-	-	-	-	-	-	-	-	-	-	-	-
Provision of Agrarian Legal Assistance	3201001000040000	12,758,441.96	-	12,758,441.96	12,758,441.96	-	331,190.00	331,190.00	12,758,441.96	766,969.87	489,596.34	1,634,169.01	3,834,154.22	6,724,889.44	401,363.60	368,468.00	1,207,005.00	3,861,982.63	5,838,819.23	-	6,033,552.52	842,154.21	43,916.00
PS	5010000000	-	-	-	-	-	-	-	-	-	-	-	-	-	-	-	-	-	-	-	-	-	-
MOOE	5020000000	12,758,441.96	-	12,758,441.96	12,758,441.96	-	331,190.00	331,190.00	12,758,441.96	766,969.87	489,596.34	1,634,169.01	3,834,154.22	6,724,889.44	401,363.60	368,468.00	1,207,005.00	3,861,982.63	5,838,819.23	-	6,033,552.52	842,154.21	43,916.00
CO	5060000000	-	-	-	-	-	-	-	-	-	-	-	-	-	-	-	-	-	-	-	-	-	-
Sub-total Agrarian Justice Delivery Program (AJDP)	3201000000000000	59,860,576.23	-	59,860,576.23	59,860,576.23	-	12,739,170.00	12,739,170.00	59,860,576.23	2,445,418.76	2,607,874.90	11,788,101.65	19,839,669.50	36,681,064.81	1,582,604.50	1,889,258.71	6,797,953.67	15,350,656.77	25,620,473.65	-	23,179,511.42	6,586,145.86	4,474,445.30
PS	5010000000	-	-	-	-	-	-	-	-	-	-	-	-	-	-	-	-	-	-	-	-	-	-
MOOE	5020000000	59,860,576.23	-	59,860,576.23	59,860,576.23	-	12,739,170.00	12,739,170.00	59,860,576.23	2,445,418.76	2,607,874.90	11,788,101.65	19,839,669.50	36,681,064.81	1,582,604.50	1,889,258.71	6,797,953.67	15,350,656.77	25,620,473.65	-	23,179,511.42	6,586,145.86	4,474,445.30
CO	5060000000	-	-	-	-	-	-	-	-	-	-	-	-	-	-	-	-	-	-	-	-	-	-
OO : Agrarian Reform Areas Improved	3300000000000000	225,899,921.81	-	225,899,921.81	225,899,921.81	-	20,001,590.00	20,001,590.00	225,899,921.81	9,890,172.83	14,720,333.68	10,409,429.10	131,680,143.59	166,700,079.20	7,971,354.45	7,441,474.01	8,539,389.09	14,213,696.95	38,165,914.50	-	59,199,842.61	16,333,902.44	112,200,262.26
AR BENEFICIARIES DEVELOPMENT and SUSTAINABILITY PROGRAM	3301000000000000	225,899,921.81	-	225,899,921.81	225,899,921.81	-	20,001,590.00	20,001,590.00	225,899,921.81	9,890,172.83	14,720,333.68	10,409,429.10	131,680,143.59	166,700,079.20	7,971,354.45	7,441,474.01	8,539,389.09	14,213,696.95	38,165,914.50	-	59,199,842.61	16,333,902.44	112,200,262.26
Supervision and Management for Effective Delivery of Support Services	3301001000010000	12,027,262.55	-	12,027,262.55	12,027,262.55	-	592,960.00	592,960.00	12,027,262.55	349,432.87	1,195,855.89	1,997,012.01	2,004,466.16	5,546,766.93	203,178.62	344,475.71	1,838,166.92	973,120.04	3,358,941.29	-	6,480,495.62	1,241,865.64	945,960.00
PS	5010000000	-	-	-	-	-	-	-	-	-	-	-	-	-	-	-	-	-	-	-	-	-	-
MOOE	5020000000	11,907,262.55	-	11,907,262.55	11,907,262.55	-	592,960.00	592,960.00	11,907,262.55	349,432.87	1,195,855.89	1,997,012.01	2,004,466.16	5,546,766.93	203,178.62	344,475.71	1,838,166.92	973,120.04	3,358,941.29	-	6,360,495.62	1,241,865.64	945,960.00
CO	5060000000	120,000.00	-	120,000.00	120,000.00	-	-	-	120,000.00	-	-	-	-	-	-	-	-	-	120,000.00	-	-	-	-
Social Infrastructure Building (SIB)	3301001000020000	3,649,606.08	-	3,649,606.08	3,649,606.08	-	-	-	3,649,606.08	628,187.92	216,116.80	478,826.75	490,816.73	1,813,948.20	501,038.85	186,509.74	301,141.64	660,931.74	1,649,621.97	-	1,835,657.88	156,826.23	7,500.00
PS	5010000000	-	-	-	-	-	-	-	-	-	-	-	-	-	-	-	-	-	-	-	-	-	-
MOOE	5020																						

DEPARTMENT OF AGRARIAN REFORM
STATEMENT OF APPROPRIATIONS, ALLOTMENTS, OBLIGATIONS, DISBURSEMENTS AND BALANCES
As of the Quarter Ending December 31, 2019

Department : DEPARTMENT OF AGRARIAN REFORM
Agency : OFFICE OF THE SECRETARY
Operating Unit : CONSOLIDATED
Organization Code (UAC): 040010000000
Funding Source Code : 01 - Regular Agency Fund

FAR No. 1
Current Year Appropriations
Supplemental Appropriations
Continuing Appropriations

FINAL

C O N S O L I D A T I O N																								
Particulars	UACS Code	Appropriations			Allotments				Current Year Obligations					Current Year Disbursements					Balances					
		Authorized Appropriation	Adjustments (Transfer To)/From, Realignment)	Adjusted Appropriations	Allotments Received	Adjustments (Withdrawal, Realignment)	Transfer To	Transfer From	Adjusted Total Allotments	1st Quarter Ending March 31	2nd Quarter Ending June 30	3rd Quarter Ending September 30	4th Quarter Ending Dec. 31	Total	1st Quarter Ending March 31	2nd Quarter Ending June 30	3rd Quarter Ending September 30	4th Quarter Ending Dec. 31	Total	Unreleased Appropriations	Unobligated Allotment	Unpaid Obligations (15-20) = (23+24)		
		3	4	5=(3+4)	6	7	8	9	10=[(6+(-7))-8+9]	11	12	13	14	15=(11+12+13+14)	16	17	18	19	20=(16+17+18+19)	21=(5-10)	22=(10-15)	23	24	
TOTAL PROGRAMS		462,493,727.04	-	462,493,727.04	452,493,727.04	-	77,998,086.16	77,998,086.16	452,493,727.04	21,565,335.01	25,873,155.27	40,608,286.26	218,541,897.56	306,388,674.10	15,239,479.43	14,917,692.82	27,981,815.60	69,305,973.97	127,444,961.82	10,000,000.00	146,105,052.94	39,631,311.67	139,312,400.61	
PS	5010000000	-	-	-	-	-	-	-	-	-	-	-	-	-	-	-	-	-	-	-	-	-	-	
MOOE	5020000000	461,345,727.04	-	461,345,727.04	451,345,727.04	-	77,998,086.16	77,998,086.16	451,345,727.04	21,565,335.01	25,137,950.27	40,608,286.26	218,541,897.56	305,853,469.10	15,239,479.43	14,491,764.95	27,872,538.47	69,305,973.97	126,909,756.82	10,000,000.00	145,492,257.94	39,631,311.67	139,312,400.61	
CO	5060000000	1,148,000.00	-	1,148,000.00	1,148,000.00	-	-	-	1,148,000.00	-	535,205.00	-	-	535,205.00	-	425,927.87	109,277.13	-	535,205.00	-	612,795.00	-	-	
TOTAL AGENCY SPECIFIC BUDGET		462,493,727.04	-	462,493,727.04	452,493,727.04	-	77,998,086.16	77,998,086.16	452,493,727.04	21,565,335.01	25,873,155.27	40,608,286.26	218,541,897.56	306,388,674.10	15,239,479.43	14,917,692.82	27,981,815.60	69,305,973.97	127,444,961.82	10,000,000.00	146,105,052.94	39,631,311.67	139,312,400.61	
PS	5010000000	-	-	-	-	-	-	-	-	-	-	-	-	-	-	-	-	-	-	-	-	-	-	
MOOE	5020000000	461,345,727.04	-	461,345,727.04	451,345,727.04	-	77,998,086.16	77,998,086.16	451,345,727.04	21,565,335.01	25,137,950.27	40,608,286.26	218,541,897.56	305,853,469.10	15,239,479.43	14,491,764.95	27,872,538.47	69,305,973.97	126,909,756.82	10,000,000.00	145,492,257.94	39,631,311.67	139,312,400.61	
CO	5060000000	1,148,000.00	-	1,148,000.00	1,148,000.00	-	-	-	1,148,000.00	-	535,205.00	-	-	535,205.00	-	425,927.87	109,277.13	-	535,205.00	-	612,795.00	-	-	
III. SPECIAL PURPOSE FUND		47,150,000.00	458,650.00	47,608,650.00	47,150,000.00	458,650.00	1,178,750.00	1,178,750.00	47,608,650.00	22,551,000.00	1,178,750.00	10,436,805.58	3,485,155.93	37,651,711.51	2,364,000.00	2,486,757.30	2,591,966.70	18,901,165.26	26,343,889.26	-	9,956,938.49	5,278,900.00	6,028,922.25	
National Risk Reduction and Management Fund (Calamity Fund) - MOOE	01102401	47,150,000.00	-	47,150,000.00	47,150,000.00	-	1,178,750.00	1,178,750.00	47,150,000.00	22,551,000.00	1,178,750.00	9,978,155.58	3,485,155.93	37,193,061.51	2,364,000.00	2,486,757.30	2,591,966.70	18,901,165.26	26,343,889.26	-	9,956,938.49	4,820,250.00	6,028,922.25	
Miscellaneous Personnel Benefits Fund	01102406	-	458,650.00	458,650.00	-	458,650.00	-	-	458,650.00	-	-	458,650.00	-	458,650.00	-	-	-	-	-	-	-	458,650.00	-	
Legal Defense Fund - MOOE		-	458,650.00	458,650.00	-	458,650.00	-	-	458,650.00	-	-	458,650.00	-	458,650.00	-	-	-	-	-	-	-	458,650.00	-	
GRAND TOTAL		509,643,727.04	458,650.00	510,102,377.04	499,643,727.04	458,650.00	79,176,836.16	79,176,836.16	500,102,377.04	44,116,335.01	26,851,905.27	51,045,091.84	222,027,053.49	344,040,385.61	17,603,479.43	17,404,450.12	30,573,782.30	88,207,139.23	153,788,851.08	10,000,000.00	156,061,991.43	44,910,211.67	145,341,322.86	
PS		-	-	-	-	-	-	-	-	-	-	-	-	-	-	-	-	-	-	-	-	-	-	
MOOE		508,495,727.04	458,650.00	508,954,377.04	498,495,727.04	458,650.00	79,176,836.16	79,176,836.16	498,954,377.04	44,116,335.01	26,316,700.27	51,045,091.84	222,027,053.49	343,505,180.61	17,603,479.43	16,978,522.25	30,464,505.17	88,207,139.23	153,253,646.08	10,000,000.00	155,449,196.43	44,910,211.67	145,341,322.86	
CO		1,148,000.00	-	1,148,000.00	1,148,000.00	-	-	-	1,148,000.00	-	535,205.00	-	-	535,205.00	-	425,927.87	109,277.13	-	535,205.00	-	612,795.00	-	-	
Recapitulation:		509,643,727.04	458,650.00	510,102,377.04	499,643,727.04	458,650.00	79,176,836.16	79,176,836.16	500,102,377.04	44,116,335.01	26,851,905.27	51,045,091.84	222,027,053.49	344,040,385.61	17,603,479.43	17,404,450.12	30,573,782.30	88,207,139.23	153,788,851.08	10,000,000.00	156,061,991.43	44,910,211.67	145,341,322.86	
GAS		75,748,943.71	-	75,748,943.71	75,748,943.71	-	30,385,773.16	30,385,773.16	75,748,943.71	4,630,429.30	3,465,396.72	7,948,647.63	47,444,404.52	63,488,878.17	4,001,201.96	2,065,733.35	3,538,301.17	26,791,263.39	36,396,499.87	-	12,260,065.54	10,099,885.13	16,992,493.17	
STO		52,563,788.80	-	52,563,788.80	52,563,788.80	-	14,871,553.00	14,871,553.00	52,563,788.80	2,004,002.14	4,166,157.68	8,105,939.57	12,858,124.44	17,134,223.83	857,602.14	2,246,099.74	7,770,748.36	7,377,427.18	18,251,877.42	-	25,429,564.97	3,685,364.14	5,196,982.27	
LTSP		48,420,496.48	-	48,420,496.48	38,420,496.48	-	-	-	38,420,496.48	2,595,311.08	713,392.29	2,356,168.31	6,719,555.51	12,384,428.09	826,716.38	1,275,127.01	1,335,423.31	5,572,929.68	9,010,196.38	-	26,036,068.39	448,217.61	-	
AJDP		59,860,576.23	-	59,860,576.23	59,860,576.23	-	12,739,170.00	12,739,170.00	59,860,576.23	2,445,418.76	2,607,874.90	11,788,101.65	19,839,669.50	36,681,064.81	1,582,604.50	1,889,258.71	6,797,953.67	15,350,656.77	25,620,473.65	-	23,179,511.42	6,586,145.86	4,474,445.30	
ARBDSP		225,899,921.81	-	225,899,921.81	225,899,921.81	-	20,001,590.00	20,001,590.00	225,899,921.81	9,890,172.83	14,720,333.68	10,409,429.10	131,680,143.59	166,700,079.20	7,971,354.45	7,441,474.01	8,539,389.09	14,213,696.95	38,165,914.50	-	59,199,842.61	16,333,902.44	112,200,262.26	
Automatic Appropriations		-	-	-	-	-	-	-	-	-	-	-	-	-	-	-	-	-	-	-	-	-	-	
Special Purpose Fund		47,150,000.00	458,650.00	47,608,650.00	47,150,000.00	458,650.00	1,178,750.00	1,178,750.00	47,608,650.00	22,551,000.00	1,178,750.00	10,436,805.58	3,485,155.93	37,651,711.51	2,364,000.00	2,486,757.30	2,591,966.70	18,901,165.26	26,343,889.26	-	9,956,938.49	5,278,900.00	6,028,922.25	
Certified Correct:		Certified Correct:										Recommending Approval:					Approved By:							
 MA. CRISTINA C. DAGDAG Chief, Budget Division Date:		 DENNIS G. RAMOS OIC - Accounting Division Date:										 AURITA CARLOS - ANG Director IV, FMS Date:					 Atty. LUCIUS JUN-JUN G. MALSI OIC, Office of the Undersecretary Finance, Management & Administration Date:							
Note: The Unreleased Appropriations includes P10,000,000.00 for Landowner's Compensation by LBP.																								