

## Department of Agrarian Reform (DAR) Tarlac Annual Procurement Plan for FY 2020

Code (PAP)	Procurement Program/Project	PMO/ End-User	Mode of Procurement	Schedule for Each Procurement Activity				Source of Funds	Estimated Budget (PhP)			Remarks (brief description of Program/Activity/Project)
				Advertisement/P osting of IB/REI	Submission/ Opening of Bids	Notice of Award	Contract Signing		Total	MOOE	CO	
	A. Supplies and Materials											
00000000/3201000000000000/3301000000000000	1. Common-use supplies & Equipment procured in PS-DBM	All sectors	NP-53.5 Agency-to-Agency	N/A	N/A	Quarterly	Quarterly	GoP	1,159,898	1,159,898		
00000000/3201000000000000/3301000000000000	2. Other items not available in PS-DBM Equipment procured outside PS-DBM	All sectors	Shopping	Quarterly	Quarterly	Quarterly	Quarterly	GoP	986,320	986,320		
	B. Utilities											
2000000000000000/3101000000000/3201000000000000/3301000000000000	1. Electricity	All sectors	Direct Contracting	N/A	N/A	Monthly	Monthly	GoP	853,000	853,000		
2000000000000000/3101000000000/3201000000000000/3301000000000000	2. Water/Purified Drinking Water	All sectors	NP-53.9 - Small Value Procurement	Monthly	N/A	Monthly	Monthly	GoP	76,000	76,000		
2000000000000000/3101000000000/3201000000000000/3301000000000000	3. Telephone-Landline	All sectors	Direct Contracting	N/A	N/A	Monthly	Monthly	GoP	20,000	20,000		
2000000000000000/3101000000000/3201000000000000/3301000000000000	4. Mobile phone service	All sectors	Direct Contracting	N/A	N/A	Monthly	Monthly	GoP	169,000	169,000		
00000000/3201000000000000/3301000000000000	5. Internet & cable services	All sectors	Direct Contracting	N/A	N/A	Monthly	Monthly	GoP	186,000	186,000		
3201000000000000	6. Postage Stamps / Courier Services	DARAB, Legal, Admin, MARO	Direct Contracting	N/A	N/A	Monthly	Monthly	GoP	220,000	220,000		
00000000/3201000000000000/3301000000000000	7. PCL products	All sectors	NP-53.9 - Small Value Procurement	Monthly	N/A	Monthly	Monthly	GoP	800,000	800,000		
00000000/3201000000000000	8. Printing	All sectors	Direct Contracting	N/A	N/A	Monthly	Monthly	GoP	30,000	30,000		
	C. General Services											
1000000000000000	1. Security Services	DARPO	Competitive Bidding					GoP	800,000	800,000		
1000000000000000	2. Janitorial (Job Order)	DARPO	Direct Contracting	N/A	N/A	Monthly	Monthly	GoP	75,000	75,000		
3101000000000000	3. Survey	LAD	Competitive Bidding					GoP	2,188,000	2,188,000		
1000000000000000	4. Office Rental	DARPO/MARO	NP-53.10 Lease of Real Property and Ven	N/A	N/A	Yearly	Yearly	GoP	1,477,000	1,477,000		
	D. Repair and Maintenance of Vehicle											
1000000000000000	1. Vehicle Insurance/registration	DARPO	Direct Contracting	Yearly	N/A	Yearly	Yearly	GoP	66,000	66,000		
1000000000000000	2. Spareparts (i.e., tires)	DARPO	NP-53.2 Emergency Cases	N/A	N/A	Quarterly	Quarterly	GoP	70,000	70,000		
1000000000000000	Labor & other spare parts	DARPO	NP-53.9 - Small Value Procurement	Quarterly	Quarterly	Quarterly	Quarterly	GoP	100,000	100,000		
	E. Repair and maintenance of Equipment											
1000000000000000	1. Maintenance of aircon	Admin	NP-53.9 - Small Value Procurement	Quarterly	Quarterly	Quarterly	Quarterly	GoP	20,000	20,000		
1000000000000000	2. Maintenance of photocopier	Admin	NP-53.9 - Small Value Procurement	Quarterly	Quarterly	Quarterly	Quarterly	GoP	20,000	20,000		
1000000000000000	3. Maintenance of total station	Admin	NP-53.9 - Small Value Procurement	Quarterly	Quarterly	Quarterly	Quarterly	GoP	5,000	5,000		
1000000000000000	4. Maintenance of riso machine	Admin	NP-53.9 - Small Value Procurement	Quarterly	Quarterly	Quarterly	Quarterly	GoP	10,000	10,000		
1000000000000000	5. Maintenance of IT computers	Admin	NP-53.9 - Small Value Procurement	Quarterly	Quarterly	Quarterly	Quarterly	GoP	15,000	15,000		
1000000000000000	6. Maintenance of GPS	Admin	NP-53.9 - Small Value Procurement	Quarterly	Quarterly	Quarterly	Quarterly	GoP	10,000	10,000		
	F. Other Services											
00000000/3201000000000000	1. Legal services	Legal	Direct Contracting	N/A	N/A	Monthly	Monthly	GoP	165,000	165,000		


Code (PAP)	Procurement Program/Project	PMO/ End-User	Mode of Procurement	Schedule for Each Procurement Activity				Source of Funds	Estimated Budget (Php)			Remarks (brief description of Program/Activity/Project)
				Advertisement/P osting of IB/REI	Submission/ Opening of Bids	Notice of Award	Contract Signing		Total	MOOE	CO	
1000000000000000	2. Fidelity bond	Admin	Direct Contracting	N/A	N/A	Yearly	Yearly	GoP	16,000	16,000		
000000000/320100000000	<b>H. Representation Expense</b>	All sectors	NP-53.9 - Small Value Procurement	Monthly	N/A	Monthly	Monthly	GoP	233,000	233,000		
	<b>I. Training Service</b>											
2000000000000000/310100 000000000/320100000000	1. Hotel-based	All sectors	NP-53.10 Lease of Real Property and Ven	N/A	N/A	Quarterly	Quarterly	GoP	3,000,000	3,000,000		
3301000000000000	2. Cluster Trainings	PBD	NP-53.9 - Small Value Procurement	Monthly	N/A	Monthly	Monthly	GoP	362,750	362,750		
3301000000000000	<b>J. Others</b>											
3301000000000000	1. Procurement of Farm Machineries	PBD	Competitive Bidding					GoP	1,800,000	1,800,000		

TOTAL

14,932,968.00


14,932,968.00

Prepared by: \*

  
EMMALOU G. GUIAM  
HEAD, BAC Secretariat


  
MIGUEL S. ACOSTA  
BAC Chair

  
IMELDA B. DOMINGO  
BAC Member

  
ROBERT R. DELA CRUZ  
BAC Member

  
MARIA TERESA A. MINA  
BAC Member

STELLA P. LACAMENTO  
BAC Member

  
GERALDINE B. YUMUL  
PARPO III/HOPE